

SOUTH AFRICAN REINING

1 st edition	1 st June, 2010
2 nd edition	10 th December 2010
3 rd edition	27 th December 2010
4 th edition	1 st January 2011

SANEF REINING AND WESTERN PERFORMANCE RULES AND REGULATIONS

SA Reining is the official Western Discipline show holding body of SANEF.

REINING IS NOT BREED SPECIFIC AND OPEN TO ANY BREED OF HORSE OR PONY.

Applicable to all current Reining and Western Performance classes and applicable to any other Western Performance and Reining classes that may be introduced from time to time, at all levels, and Grades. This is the current disciplines with a few mentioned disciplines following:

I. Reining

Western Performance

- I. Trail
- II. Pleasure
- III. Horsemanship
- IV. Western Riding
- V. Western Dressage
- VI. This Western Performance section will also be open to include Any other Western Performance disciplines that may be introduced. From time to time.
- VII. This to exclude all cattle classes and western games.

1. EFFECTIVE DATE AND REPEAL.

These rules and regulations become effective January 1, 2011. All previous rules are hereby repealed, except that the status of all registrations and records made under previous rules shall remain unchanged. Rules as printed below shall be used at all approved shows.

2. TERMINOLOGY

Open: means open to any grade or age of rider as per specified class ruling.

Registration or registered: means horse and /or rider must be a fully paid up Reining member with their Provincial SANEF approved body. No other club or association membership will be accepted.

Stetson: means Western style ranch hat. Not Outback or farmers hat.

Pre Novice: entry level no graded non registered horse Level 1 and level 2 shows as specified on entries.

Novice ungraded: Novice non graded class un registered horse. Level 1 and Level 2 shows as specified by entries. No Registered rider may ride a un registered horse in Level 2 shows.

Novice: is a horse registered with a legal SANEF Provincial body and can ride in Level 1, 2 and 3 shows. And will be graded as per entry specified.

Intermediate: this is the next level up from Novice and can ride in Level 1,2 and 3 shows and graded as per entry specifications.

Advanced: Horse is Eligible to ride in all shows as per class specifications.

3. ANIMAL WELFARE

(i) Every Horse shall, at all times, be treated humanely and with dignity, respect and compassion. .

(ii) The standard by which conduct or treatment will be measured is that which a reasonable person, informed and experienced in generally accepted equine care, training and exhibition procedures or veterinary standards, would determine to be cruel, abusive or inhumane.

(iii) And as listed under **PROHIBITED CONDUCT**

4. SHOW LEVELS (descriptions)

Level 1 - Training show (Non Affiliated) Non Graded training level

- a) Pre-Novice / Novice / Intermediate / Advanced
- b) Levies and Passports as per show venue requirements apply.
- c) No affiliate registration required for Riders or horses.
- d) Non Provincial Members - Temporary membership may be required to be paid to the relevant Regional Reining Horse Society or show holding body.

Level 2 – Provincial Reining body, SANEF Affiliated Shows. Graded.

- a) Full Provincial Reining membership required.
- b) Novice / Intermediate / Advanced
- c) Up-to-date Passports for Horses Mandatory.
- d) Levies as per show venue and Provincial Reining body and or SANEF requirements apply.
- e) Non Provincial Members - Temporary membership required to be paid to the relevant Provincial Reining Horse Society.
- f) Horses may score Grading points at Specified **open** class Breed shows providing show organizers have applied to Provincial Reining show holding body to do so, and this event is published or Mailed to ALL reining members and all necessary paper work is in order and submitted to the Provincial Reining body within 10 days of last day of show.
- g) **NO closed** breed specific classes will be allowed to score Grading points in this category.
- h) Show may at their discretion, hold classes for Pre Novice and un registered Novice classes.

Level 3 – FEI and or SANEF SPECIAL REINING SHOW RULES

To include FEI, SA CHAMPIONSHIPS, INTER PROVINCIAL. SA DERBY. NC, and Breed AFFILIATE or any other special class or show Discipline rule that may from time to time need to be implemented.

SANEF WESTERN PERFORMANCERULES

- a) All riders in graded classes to be Paid up members of their Provincial Reining affiliate
- b) Horses Grades are Novice / Intermediate / Advanced this applies in all rider age groups.
- c) Up-to-date Passports for Horses Mandatory.
- d) Levies and rulings as per show venue requirements apply.
- e) Classes will be held at the following shows, Provincial, International, Inter-Provincial, Championships SA Championship. And Inter regional and special rule shows.
- f) Full saneff or Provincial membership required as per show requirements.

5. AGE GROUPS

a) YOUTH - CHILDREN - 12 years and under

Pre-Novice, Novice, Intermediate, Advanced

Is open to athletes until the end of the year in which they reach 12.

JUNIOR - 13 years to 18 years

Pre-Novice, Novice, Intermediate, Advanced

Is open to athletes from the beginning of the year in which they reach the age of 13 until the end of the year in which they reach the age of 18.

(after the age of 16, athletes can apply to upgrade to adult)

b) ADULT - Pre-Novice, Novice, Intermediate, Advanced

Is compulsory for any athlete from the beginning of the year in which they reach 18, but may on special dispensation ride in Adult from start of the year of their 16th birthday.

6. HORSES GRADING:

The Official Pointed Year runs from 1st January to 31st December each year

1. Non Professional and Rookie Professional, which associated with RIDER, Is replaced with. The horse being grades in one of the following grades pre Novice, and Novice, Non registered classes
2. Novice, Intermediate, and Advanced classes registered with a SANEF Reining Affiliate.
3. The Horse is now graded (not the rider) except in a Level 3 where international or special ruling will apply. To published with entries.
4. All registered Horses to be classified into the following grades.
5. Novice
6. Intermediate
7. Advanced
8. This applies to the three rider age groups children, junior Adult.

~ DISCIPLINES ~

**The points are divided into two GRADED groups.
Reining and Western Performance**

a) REINING

This section is open for graded reining classes only. Therefore a horse will earn grading points as a Reiner only in these classes.

b) WESTERN PERFORMANCE

Trail, Pleasure, Horsemanship, Western Riding, Western Dressage or any other Western Performance discipline that may be introduced from time to time.
Therefore a rider may compete on a horse at a Novice level in Reining, and on the same horse, compete at an Advanced level in Pleasure or any other western Performance Discipline.

c) SPECIAL EVENTS

This refers to Freestyle and Jackpot or any other classes with specific modified rules may be added to this category. Classes which are purely show specific and do not qualify for any year end or grading points at all.

d) SNAFFLE BIT This is a special class held under its own specific rules and a horse can qualify for High point snaffle bit horse of the year. This is open to Intermediate and Advanced Adult horses only combined as one class **Adult Open snaffle bit.**

e) This is an Adult class only.

f) There will be an open Adult snaffle bit high score of the year award.

g) Horses in this class will not be considered for any Team selections and may only qualify as a snaffle bit horse should there be a Snaffle bit team class.

h) These horses will not be able to qualify for any SA colours as snaffle bit horses.

GRADING POINT SYSTEM

~ CALCULATION CHART ~

Points for Grading to be calculated as follows:

NUMBER IN CLASS	1st PLACE	2nd PLACE	3rd PLACE	4th PLACE
1 – 2	1			
3 – 4	2	1		
5 – 6	3	2	1	
7 +	4	3	2	1

~ RE-CLASSIFICATIONS ~

All Registered horses, irrespective of grade, may apply to their Provincial body for down grading. Who at their discretion may, or may not, approve this application.

Horses may apply to be down graded provided that:

- 1) There is a change of rider/Owner.
- 2) The horse has not competed for a minimum of 12 months.
- 3) The horse is a recorded riding school horse (which must be noted on the horses Affiliate registration form) where, should the horse earn the required 15 points to upgrade with a particular rider may, on special application, be started over with 0 grading point with a new Novice level rider only.
- 4) Should this application be abused, all special concessions towards this horse will be lost.

~ POINTS ~

- 1) A horse can earn grading points only in graded classes (Level 2 and 3 shows). Points earned outside a Province will be carried forward to provincial grading points, as long as all necessary notifications/applications and paperwork is correct.
- 2) Points earned outside a Province will be carried forward to Year End points within the horses home province, as long as all necessary notifications/applications and paperwork are correct.
- 3) Points can be carried forward into another province if the horse is sold leased loaned out and is then correctly registered with the new Provincial body.
- 4) On the sale of a horse, application may be made for re-classification to suite age of rider or grade of rider.
- 5) Imported horses: if they have competed internationally must supply record of registration and official achievements on application of registration for correct grade classification.
- 6) Horses that have been previously reining, western horses with lapsed membership or from a previous reining association, must, on application for registration, supply show record for correct grade classification.

- 7) A horse must be nominated in each Discipline i.e.; Reining can be Nominated into one Grade and Western Performance (Pleasure, Trail, Horsemanship etc) another grade Nomination. This ruling may be re assessed on an annual basis.
- 8) Points can be earned at any Open Breed (not closed breed specific classes) show that is recognized by SANEF Reining. This ruling may be reassessed from time to time.
- 9) Application must be made to SANEF for a specific show to be recognized for grading with score sheets to be submitted to appropriate provincial bodies for point capture.

~ NON AFFILIATED CLASSES ~

LEVEL 1 SHOW'S ONLY (training)

No registration of horse or rider required.

Not eligible for Year End High Point Awards

Reining Committee reserves the right to up-grade athletes to SANEF levels at their discretion.

PRE NOVICE – Non Graded

- a) Any legal Western bit allowed as per SANEF rules.
 - 1) Can be ridden 1 or 2 hands for shank bit. Shank will be no longer than **6 cm** (measured from below mouth piece to inside bottom of rein ring.) Rein hand/s may not be change during a class.
- b) This is only a Novice Shank bit ruling, or two handed only on a snaffle irrespective of the horses age
- c) English or Western tack and clothing is accepted providing the rider discards nosebands and tie downs. Or any other artificial aids no crops of any description allowed.
- d) Hard SANEF Legal safety helmets compulsory.

Children: on and off the Lead rein.

- 1) Walk, Jog (slow Trot) only.
- 2) Only minimum horse body control required.
- 3) Walk over pole/s
- 4) Negotiate a box
- 5) Walk through open gate,
- 6) Walk through passage
- 7) Short back up
- 8) Maximum 6 obstacles

Junior / Adult:

- 1) Walk, Jog (slow Trot) may be asked for a Lope (slow Canter) if in the required pattern.
- 2) Only minimum horse body control required.
- 3) Maximum 8 obstacles
- 4) Walk over pole/s
- 5) Negotiate a box
- 6) Walk through open gate,
- 7) Walk through passage
- 9) Short back up
- 10) Maximum 8 obstacles
- 11) Walk through already open gate with or without ground pole in-between
- 12) Simple lead changes through walk or jog

Pre Novice show points/ scores (not grading points)

- a) Show points will be recorded
- b) At 10 points it is compulsory to upgrade to Novice Non Graded. Or Graded.

- c) Points apply for maintaining and avoiding an imbalance in the Pre Novice arena, and are separated into Reining and Performance horse

NOVICE – Non Graded

- 1) Any legal Western bit allowed as per SANEF rules.
- 2) Horse can be ridden 1 or 2 handed with any Shank bit, or two handed with a snaffle. Irrespective of the horse's age.
- 3) 1 or 2 hands for shank bit. Shank will be no longer than **6 cm** (measured from below mouth piece to inside bottom of rein ring.)
- 4) Correct Western dress and tack highly recommended, but not compulsory. No nosebands, martingales or artificial aids allowed.

Children:

- 1) Walk, Jog (slow Trot), & Lope, Simple lead change through walk or jog as specified.
- 2) Minimal body control including backup.
- 3) Open gate only.
- 4) Walk over or through obstacles.
- 5) Turn around in box.
- 6) Any other obstacle that may be deemed simple to negotiate at the judge's discretion.
- 7) Maximum 6 obstacles

Junior/ Adult

- 1) Walk, Jog, and Lope, and simple lead changes through walk or jog as specified.
 - 2) Minimal body control including backup.
 - 3) Pattern Numbers to be advertised on entry form.
 - 4) Open gate only. Side pass over a log/pole.
 - 5) Back up between rails
 - 6) Turn around within box
 - 7) Rails trot over.
 - 8) Rail Lope over.
 - 9) Walk over flat or raised bridge or walk over.
 - 10) Back up open
 - 11) Any other novice level obstacle that is deemed simple to negotiate at the judge's discretion may be included.
 - 12) Maximum 8 obstacles
 - 13) Upgrading points apply, and are separated into Reining and Performance horse.
At 10 points it is compulsory to upgrade to an Official Provincial Registered member.
And the horse will then start earning official grading points. The option of starting off as a graded novice or non graded novice in this division is optional.
-

~ OFFICIAL SANEF ENTRY LEVEL ~

- a) **To be Eligible for Year End High Point Awards horses and riders must have full Affiliate registration.**
- b) **Riders may apply to be a Special Affiliate (max 3 shows) but are not eligible for Year End High Point Awards. This entry level membership is at the sole discretion of the relevant Provincial body. And is not a guaranteed membership option.**

LEAD LINE NON GRADED children only Level 1 and 2 shows.

1. **PRE NOVICE: ALL AGE RIDERS** Level 1 and 2 shows

Any legal Western bit allowed as per SANEF rules with exception to the Shank length ruling. These two level has a special shank measurement requirements.

- 5) 2 hands for snaffle, 1 or 2 hands for shank bit. Shank will be no longer than **6 cm** (measured from below mouth piece to inside bottom of rein ring.)
- 6) Walk Jog only
- 7) Minimal body control including backup.
- 8) Open gate only
- 9) Walk over or through obstacles
- 10) Any other obstacle that may be deemed simple to negotiate at the judge's discretion.
- 11) Maximum **4 Trail** obstacles
- 12) Pattern Numbers to be advertised on entry form.

2. **NOVICE 0 to 15 grading points**

- 1) Any legal Western bit allowed as per SANEF rules
- 2) 2 hands for snaffle, 1 or 2 hands for shank bit. Shank will be no longer than **6 cm** (measured from below mouth piece to inside bottom of rein ring.)

Children:

Grading points may be accumulated if graded show and will apply to Western performance points only

- 1) Walk, Jog (slow Trot), & Lope, Simple lead change through any of the given paces.
- 2) Minimal body control including backup.
- 3) Open gate only. Gate may have pole between in front of or just after.
- 4) Walk over or through obstacles.
- 5) Turn around in box.
- 6) Backup straight only
- 7) Any other obstacle that may be deemed simple to negotiate at the judge's discretion.
- 8) Maximum **6 Trail** obstacles
- 9) Patterns numbers to be on website or E mail

Junior/ Adult

Grading points may be accumulated if graded show and will apply to Western performance points only

- 1) From 0 to 15 points, at 15 points you must upgrade to Intermediate, you can apply to upgrade at 10 points onwards.
- 2) High point and High score apply.
- 3) Walk, Jog, and Lope, and simple lead changes through any of the paces.
- 4) Minimal body control
- 5) Pattern Numbers to be advertised on entry form.
- 6) Open gate only. Gate may have pole between in front of or just after.
- 7) Side pass over a log/pole.
- 8) Back up between rails with change of direction
- 9) Trot or lope over poles
- 10) Turn around within box

- 11) Raised trot over.
- 12) Walk over flat or raised bridge or walk over.
- 13) Any other novice level obstacle that is deemed simple to negotiate at the judge's discretion may be included.
- 14) Maximum **6 Trail** obstacles unless for championship then max **of 8 Trail** obstacles
- 15) High point and High score apply.
- 16) Patterns numbers to be advertised on web site or Email.

INTERMEDIATE 1 to 20 grading points

- 1) Any legal Western bit allowed as per SANEF rules
- 2) 2 hands for snaffle, 1 hand for shank bit. Irrespective of the horse's age.
- 3) This rule applies to both Junior and Adult.
- 4) Shank to be any Legal SANEF approved Shank bit.
- 5) This ruling excludes **Children**. They can remain on snaffle 2 handed or shank 6cm shank ruling if riding two handed one handed any legal SANEF shank bit. As per ruling of bit length.

Children

- 1) Walk, Jog, Extended Jog, Lope, extended lope.
- 2) Speed control,
- 3) Simple Lead changes through stop, Walk or Jog.
- 4) Required body control to include backup, side pass left and right
- 5) Turn forehand and hindquarters.
- 6) Gate open only,
- 7) Slow slide stops
- 8) Slow roll backs
- 9) Trot or lope poles
- 10) Turn around in box
- 11) Bridge including maneuvers on bridge
- 12) . Negotiate obstacle on just before or after bridge.
- 13) Back up straight or change of direction.
- 14) Plus any other legal SANEF obstacle for this level.
- 15) Maximum **6 Trail** obstacles. Unless for a championship then max of **8 Trail** obstacles.
- 16) Turnarounds slow correct must start showing correct slow spin.

Junior/ Adult

- 1) Walk, Jog, Lope,
- 2) Speed control,
- 3) Simple Lead changes through Stop, Walk, Jog.
- 4) Lead changes.
- 5) Body control, front or hind legs.
- 6) Backup straight and change of direction.
- 7) Turn on hindquarters, Turn forehand
- 8) Turnarounds slow correct. Must start showing correct slow spin.
- 9) Slow slide stops.
- 10) Roll backs.
- 11) Side Pass left and right.
- 12) Open close gates.
- 13) Walk over bridge.
- 14) Change of direction on bridge.
- 15) Negotiate obstacle on just before or after bridge.
- 16) Plus any other legal SANEF obstacles for this level.
- 17) All upward and downward transitions through any pace.

18) Maximum of 8 Trail obstacles

- a) Upgrading points apply, and are separated into Reining and Performance horse
- b) High point and High score apply.

ADVANCED (Old open)

- 1) Riders **may not** ride an unregistered horse in Novice or ride with a Temporary or day membership. Advanced riders must have full a Sanef Affiliate membership.
- 2) Horses can ride in either a Snaffle Bit if the horse is under 6years old or Shank Bit, however both bits must be ridden one handed.
- 1) Riders can ride in a **snaffle bit specific class** on the long term regardless of a horse's age. These points will apply to snaffle bit only and the horse may not on snaffle bit results be eligible for team selection for any other class except the Snaffle bit class.
- 2) These snaffle bit classes will not be combined with any other class for results or points. Or grading.
- 3) Shank bit one handed only. Irrespective of the horse's age as per SANEF BIT rulings.
- 4) No Bosals accepted.
- 5) Snaffle bit horses may only qualify for High score for snaffle bit only.
- 6) For a snaffle bit horse to compete for High score snaffle bit it must be entered in this class as well although the two classes **may at show conveners discretion** be judged and run concurrently if the horse is in fact a snaffle bit horse and is under 6years old. However the horse will only place as snaffle bit and not in a combined class unless it is under six and has entered for both classes. And class ruling allow the cross entry.
- 7) No Snaffle bit horse can be considered for advanced grade team selections. Except in Snaffle bit class specific.

Children, Junior and Adult

- 1) Walk, Jog, extended Jog
 - 2) Lope, extended Lope, and Gallop with speed control,
 - 3) Side pass left and right over in front of or behind any pole raised or flat.
 - 4) Total body control including Spins,
 - 5) Backups,
 - 6) Rollbacks
 - 7) Slides.
 - 8) Flying lead changes.
 - 9) All upward and downward transitions. Through any pace to any pace.
 - 10) Open and close gate. With or without additional obstacles attached to it.
 - 11) Turn on hindquarters.
 - 12) Turn on forequarters.
 - 13) Back with change of direction.
 - 14) Open close gate rope or normal.
 - 15) Walk over bridge.
 - 16) Change of direction on bridge.
 - 17) Negotiate poles at Walk, Jog, or Lope poles, flat or raised.
 - 18) Plus any other legal SANEF obstacle or maneuver.
 - 19) Maximum 8 obstacles
- High point and high score apply, and are separated into Reining and Performance horse.

7. SPECIAL EVENTS CONDITIONS

- 1) Should any of the mentioned show holding bodies sanction a special event/show or class then it will be up to the Provincial Reining body to hold these classes or events as per the required or accepted show or class rules, Subject to PROVINCIAL REINING, SANEF NC or FEI Show rules and requirements.
- 2) GRADES are applicable in two divisions namely, Reining and Western Performance classes.
- 3) Western performance points are calculated as follows;
the points in these classes are combined to give the finale western performance grading points for that show.
- 4) **Non Affiliated Divisions** : Pre-Novice and Novice, Level 1 : Adult , Junior and Children
- 5) **Affiliated Divisions** : Novice, Intermediate and Advanced, Level 1, 2 & 3 : Junior and Children
- 6) **Affiliated Adult Divisions**: Novice, Intermediate and Advanced, Level 2 and 3 shows.
- 7) **Open Snaffle Bit Reining** (open to Registered Adult riders Intermediate and Advanced horses) special class rules.
- 8) **Open Adult Snaffle Bit** class may run concurrently with Shank bit class for overall placing and points PROVIDING all class requirements are met and complied with. If the rider wishes to qualify for High Score Snaffle horse of the year, the entries for that specific class must be completed and will require a separate entry and fee. The snaffle to be ridden two handed. Level 1 and 2 shows.
- 9) Bosal Adult and Juniors only in Pre Novice Novice classes only. Special class rules level 1 and 2 shows. As per class rules.
- 10) Level 3 shows. SANEF, International, Provincial FEI, Derby, NC. And Championships or any other 1 special rule class or event as per specific show requirements. To be notified with entry form.
- 11) .As soon as FEI rules are applied then ALL other ruling will take secondary place and only FEI rules will apply.
- 12) Reining only to be run under SANEF ruling unless an FEI or international show then FEI rules will apply or special SANEF class rules then theses rules will be published with entries.
- 13) Level 3 Western Performance to always be run under SANEF rules. If special Show class Rules are applied then these rules will take preference to SANEF class rules and these rules will be sent out with entry forms.
- 14) These classes are open only to Full affiliated or Special Members and Registered horses only.
- 15) SANEF classes will require all horses and riders to abide by their rules pertaining to the special class rules.
- 16) FEI shows will require horse and rider to abide to FEI registration rulings and requirements.

8. HIGH POINT AWARDS

APPLICABLE TO AFFILIATED MEMBERS ONLY

HIGH POINTS TO BE CALCULATED AS FOLLOWS:

Calculated at all Level 2 and Level 3 Shows

Number in class	1 st place	2 nd place	3 rd Place	4 th place
1-2	1			
3-4	2	1		
5-6	3	2	1	
7+	4	3	2	1

HIGH POINT REINING HORSE ~ SHOW AWARDS

1) High Point applies to:

- ~ all graded Reining classes
- ~ Novice, Intermediate and Advanced grades in the separate age groups, and is calculated on class placing of the pointed reining classes at that specific show. (see chart)

2) NOTE: Intermediate and Advanced classes may be combined provided there is 2 or less in either class. There will then be only 1 high point reining horse. Therefore whatever points earned at that show will be applied to the horse's correct grade and accumulated on the place earned in the combined class.

HIGH POINT REINING HORSE ~ YEAR END AWARDS

All Provinces to calculate Points separately

1) High Point applies to:

- ~ all Reining classes
- ~ Novice, Intermediate and Advanced grades in the separate age groups, and is calculated on class placing of the pointed reining shows. (see chart)

2) Calculate a grand total of all the combined points earned for the year, for each grade and age group. The grand total of all the points will be the HIGH POINT REINING HORSE OF THE YEAR.

HIGH POINT WESTERN PERFORMANCE HORSE ~ SHOW AWARDS

1) High Point applies to:

- ~ all Western Performance disciplines currently in use. (excluding Reining)
- ~ Novice, Intermediate and Advanced grades in the separate age groups, and is calculated on class placing of the pointed Western Performance classes at that specific show. (see chart)

2) NOTE: Intermediate and Advanced classes may be combined provided there is 2 or less in either class. There will then be only 1 high point reining horse. Therefore whatever points earned at that show will apply to the horses' correct grade accumulated on the place earned in the combined class.

HIGH POINT WESTERN PERFORMANCE HORSE ~ YEAR END AWARD

All Provinces to calculate Points separately

1) High Point applies to:

- ~ all Western Performance disciplines currently in use. (excluding Reining)
- ~ Novice, Intermediate and Advanced grades in the separate age groups, and is calculated on class placing of the pointed shows.

2) Calculate a grand total of all the combined points earned for the year, for each grade and age group. The grand total of all the points will be the HIGH POINT WESTERN PERFORMANCE HORSE OF THE YEAR.

- 3) Should Intermediate and Advanced classes be combined points/ Placings awarded to horses will in that order of placing be calculated towards the appropriate grade for grading points. And High point/ Score.
- 4) High point awards will remain as combined for that year.

HIGH SCORE REINING HORSE ~ SHOW AWARDS

Only open to Graded Novice, Intermediate and Advanced grade.

Calculated as follows:

- 1) Actual score earned for each run in the specified Pointed class, to be added together, to give the total score and thus the horse with the highest score wins this class.
- 2) NOTE: Intermediate and Open classes may be combined provided there is 2 or less in either class. There will then be only **1 high score** reining horse. Therefore whatever points earned at that show will apply to the horses correct grade accumulated on the place earned in the combined class.

HIGH SCORE REINING HORSE ~ YEAR END AWARDS

Open to Novice, Intermediate and Advanced grade.

Calculated as follows:

- 1) Total score earned at each Graded show throughout the year, to be added together, to give the total score and thus the horse with the highest Total score wins the award. Within their Grade and age group.

HIGH SCORE ADULT OPEN SNAFFLE BIT HORSE YEAR END AWARD

Open to Intermediate and Advanced Adult horses only

- 1) Calculated combined scores over the year.

TRANSFER OF PROVINCIAL AWARDS POINTS

- 1) Any points accumulated outside the province will count to the province of the horse's registration.
- 2) If the horse is sold or relocated to a new province, then it will take those points will be transferred, and apply to the new province.
- 3) Advanced Points earned at all Level 2 and Level 3 shows to count towards year end awards and overall high point and score awards annually.

9. HORSE RULING AND REQUIREMENTS

- 1) There is no restriction on the type of horse used, as **Western Reining is not breed specific.**
- 2) Children may not ride stallions.
- 3) Junior riders may not ride a stallion unless with specific written permission from Parent or Legal Guardian. If a stallion shows any unruly, un-disciplined or dangerous traits, it may be disqualified from a class, show or **permanently** from junior classes.

10. TACK AND DRESS

- 1) **Level 1 shows** Correct Western tack and dress Optional for Pre Novice, but highly recommended.
- 2) **All Level 2 and 3 shows** .Correct Western dress and tack Compulsory for Pre Novice, Novice, Intermediate and Advanced.
- 3) SANEF approved Hard hats compulsory in all Children and Junior classes, up to and including Junior Intermediate.
- 4) Advanced Juniors have the option of wearing a Stetson with Parent or Legal Guardian's written permission. This permission will be at the discretion of the Committee, and may be declined.

STETSON RULING:

- a) **RIDERS IN Intermediate: Junior and Adult and in Advanced and Junior and Adult as per Age ruling may ride in Stetson at all shows and when pre show schooling on show ground during show period providing horse is in full western tack may ride in Stetson or Stable or sponsored logo peak caps only.**
- b) **When warming up for class then rider is required to wear a Stetson. No caps of any description are allowed when mounted in warm up arena. And show Arena.**

PRE-NOVICE / NOVICE (Non Affiliated) Level 1 shows only

- 1) With special permission from show organizers, the rider has the option of English tack and attire, or English tack with Western type clothing or Western tack and clothing.
- 2) **Western tack highly recommended.**
- 3) Western or English tack: no nosebands, martingales, or other artificial aids allowed.
- 4) All bits must conform to legal bit requirements described below.
- 5) A horse of any age may be ridden with any bit, Snaffle two handed and Shank one or two handed as per shank bit ruling as follows; **One or Two handed on Shank** the bit will be no longer than **6 cm** (measured from below mouth piece to inside bottom of rein ring.) (Classified as a Tom Thumb Shank) or English Curb bit
- 6) English Attire: the rider must dress in basic jodhpurs and boots, a long sleeve shirt (with or
- 7) Western Attire: jeans (denims) or riding slacks always worn over the boots (not tucked into boots) with a belt, a long sleeve shirt with a collar (with or without appropriate scarf, tie, bolo tie or broach) tucked into the slacks. Approved SANEF hard hat or Stetson. A Stetson is classified as a Western style hat. No outback or farm style hats permitted. Stetson to have no chin strap string leather thong.
- 8) Any legal English saddle allowed (safety stirrups or legal toe caps on stirrups are allowed.)
- 9) If using a Western, McClellan or Australian stock type saddle (safety stirrup toe caps only allowed)
- 10) Tappadearos on stirrups NOT allowed.
- 11) Pre Novice Children only allowed toe -caps and safety stirrups.
- 12) Split (open) reins Rommel reins or English reins if riding in English tack.
- 13) Waist coat may be worn.
- 14) Chaps may be worn.
- 15) Gloves may be worn.
- 16) ONLY Correct SANEF legal Hard hat is allowed. No substitutes allowed.
- 17) Western boots, Jodhpur boots are accepted to be worn under the jeans or riding slacks.
- 18) No rope or rawhide reins permitted

NOVICE / INTERMEDIATE / ADVANCED (Affiliated)

RIDER DRESS:

- 1) Jeans (denims or riding slacks with a belt; long sleeve shirt slinky or designer with collar short or full (with or without tie, bolo tie or narrow scarf) shirt to be tucked into jeans/slacks. Stetson classified as a Western style hat. No outback or farm style hats permitted.
- 2) Stetson to have no chin strap string leather thong.
- 3) Waist coat may be worn.
- 4) Western boots only.
- 5) SANEF hard hat or Stetson only.
- 6) Gloves and chaps are optional.
- 7) Jeans to be worn over boots not tucked into boots.
- 8) Western tack and legal bits mandatory. (See legal bite list)

11. REINS AND HAND POSITION

- 1) Closed, Split or Rommel only.
 - 2) No Joined reins or single reins permitted.
 - 3) Rommel allowed only up to Intermediate grade.
 - 4) Only split reins allowed in All Advanced classes.
 - 5) **Except** in classes where other specifications are stated, reins can be held in one or two hands and cannot be changed during a performance.
 - 6) Any swapping of rein hands during a class is prohibited, except when negotiating and obstacle that requires that rein hand needs to be swapped.
- A. **REINS MUST BE HELD AS FOLLOWS:**
- 1) **One hand** to be around reins when Rommel reins (braided, joined reins with a “popper”) are used. The extension between the reins and the popper may be held in the opposite hand but the popper is never to be used on the horse.
 - 2) **Rommel** shall not be used forward of the cinch or to signal the horse in any way, any infringement of this will be severely penalized or may result in DQ. If the Rommel popper is used to deliberately touch the horse, a No Score D.Q. (disqualification) will result.
 - 3) **Shank Bit** with split reins or snaffle bit with one hand: only one finger (index or first finger) permitted between reins.
 - 4) **One hand on reins** require that the tails of both reins must be on the same side of the horses neck as is the hand being used to hold reins.
 - 5) **Two handed on any bit:** reins must be held with a “bridge,” i.e., the tails of the reins must be crossed over the horses neck and then held with both hands, about 8 inches apart, to form a bridge which must be held with no more than one finger between the crossed reins. If two or more fingers are between the crossed reins, a No Score D.Q. (disqualification) will result.
 - 6) **Closed English** type reins to be held only two handed, only allowed in Pre-Novice/ Non Graded Novice and must be with thumb and “pinky” below and middle three fingers over the reins. Any other method will be result in a No Score D.Q. (disqualification).
 - 7) No rein connectors of any description allowed.

12. BITS

CLASS BIT DESCRIPTION

A. PRE-NOVICE AND NOVICE (Non Affiliated):

- 1) Any legal bit including Shank, or Bosal irrespective of the horses age used with one or two hands as per bit rules. The bit will be no longer than **6 cm** (measured from below mouth piece to inside bottom of rein ring.) (Classified as a Tom Thumb Shank)
- 2) Snaffle bit and Bosal to always be ridden two handed. Shank one or two handed. Rider may not change hands or switch from one handed to two handed during the class. Any hand swapping will result in a D.Q. No Score (disqualification).

B. NOVICE / INTERMEDIATE / ADVANCED (Registered):

- 1) Any legal Shank bit (one handed)
- 2) Novice and Intermediate any legal Snaffle bit (one or two handed). Rider must start and finish with same hand/s no rein changing in class. This will result in a no score DQ
- 3) Advanced any legal snaffle one handed. As per class specifications.
- 4) Rider may not change hands or switch from one handed to two handed during the class. Any hand swapping will result in a D.Q. No Score (disqualification).

- 5) **Exception** to this rule is that, during a Trail pattern where a rider may need to negotiate a gate or carry an item with the rider's normal riding hand, the rider may change hands only for that obstacle and must stop the horse and go back to the original hand as soon as the obstacle is completed
- 6) Rider to hold Shank reins in one hand in the following manner. The hand around the reins, index or middle finger only between split reins is permitted. Violation of this rule results in a Penalty D.Q. (disqualification) zero (0)
- 7) Advanced rider must ride two handed, unless specified in a class specific event.
- 8) Split (Open) reins only.

9) FREESTYLE

- 1) Freestyle Only: allows an improvised bit that is determined by the Judge to be totally humane, or any other legal bit may be used, or the horse may be ridden with no tack providing the rider has full control and is not a danger to the horse, the rider or members of the public, judge or arena staff.

2) SNAFFLE BITS AND BOSALS

Reference to the snaffle bit:

- 1) A Snaffle bit means a conventional O ring, Egg butt or D ring no ring smaller than 52cm or larger than 102cm outer diameter.
- 2) Mouth piece no less than 8mm measured 25mm from the cheek (mouth) with gradual decrease to center.
- 3) Must be of a smooth, rounded metal. If with inlays must still be smooth.
- 4) Leather, smooth braided nylon or rawhide braided curb strap allowed, only in western performance classes.
- 5) Reining classes only a flat leather curb strap permitted.
- 6) Curb Chain of any description is not allowed. The use of one will result in D.Q. Disqualification.
- 7) Reference to a Bosal means the use of a flexible, braided rawhide, leather or rope Bosal, the core of which may be either rawhide or flexible cable. A Bosal must use a complete Mecate rein, which must include a Tie-rein. Absolutely no rigid material will be permitted under the jaws, regardless of how padded or covered. Horse hair Bosals are prohibited. This rule does not refer o the Mechanical hackamore which is prohibited.

3) LEGAL SNAFFLE BITS

- 1) Loose ring
- 2) Ring
- 3) Egg But
- 4) D ring
- 5) Billy Allen Mouth (smooth round roller mouth center piece two joint)
- 6) Single joint mouth.
- 7) Mouth piece may be straight with joint/s or have a slight curve
- 8) Off center single Joint only in **Pre Novice, Novice and Intermediate.**

4) PROHIBITED SNAFFLE BITS

- 1) Flat polo mouth or flat two point link.
- 2) Twisted mouth piece
- 3) Wire mouth.
- 4) Wrapped mouth piece in any form.
- 5) Strait mouth piece.

- 6) Corkscrew mouth.
- 7) Gag snaffle of any description that causes leverage.
- 8) Donut mouth.
- 9) Chain mouth.
- 10) Any other form of uneven mouth pressure.
- 11) Off Center single joint Prohibited in **ADVANCED GRADE**.

Some Legal snaffles

CURVED MOUTH LOOSE RING



CURVED MOUTH D RING



STRAIGHT MOUTH D RING



STRAIGHT MOUTH LOOSE RING



BILLY ALLAN MOUTH



5) LEGAL SHANK BIT

1) **Reference to a Shank Bit:** A bit that has shanks that create leverage, regardless of mouth piece. All shank bits, including curb (raised port) bits, must be free of mechanical devices and must not cause any nose pressure and must be standard Western bits. A standard western bit is described as follows

2) **Measurements:**

- a. Overall maximum shank length 21.59 cm with the measurement taken from inside top of bridle ring to furthest point of pull. (See diagram.)
- b. Shanks may be fixed or loose cheek.
- c. Bar of mouth piece must be round, smooth and unwrapped metal of 7.9 mm, 1.9 mm in diameter measured 2.54 mm from cheek. It may be inlaid, but smooth or rubber latex wrapped. Nothing such as extensions or prongs may protrude below the mouth piece (bar). The mouthpiece may be in one, two or three pieces.
- d. The three piece mouth piece: If the mouth is three pieces, a connecting ring connecting a smooth round bar must be no longer than 3.11cm ("Billy Allen" type) outside diameter, or the connecting smooth round bar must be no longer than 5.08 cm and 9.5 mm to 1.9 cm measured top to bottom, and must lie flat in the horse's mouth.

3. **Measurements for Pre Novice and Novice two handed shank bit:**

- 1) Overall maximum shank length taken from bottom of mouth piece at cheek to inside bottom of rein ring. 6cm
- 2) Shank may be fixed or loose cheek
- 3) Bar of mouth piece must be round, smooth and unwrapped metal of 7.9 mm, 1.9 mm in diameter measured 2.54 mm from cheek. It may be inlaid, but smooth or rubber latex wrapped. Nothing such as extensions or prongs may protrude below the mouth piece (bar). The mouthpiece may be in one, two or three pieces.
- 4) The three piece mouth piece: If the mouth is three pieces, a connecting ring connecting a smooth round bar must be no longer than 3.11cm ("Billy Allen" type) outside diameter, or the connecting smooth round bar must be no longer than 5.08 cm and 9.5 mm to 1.9 cm measured top to bottom, and must lie flat in the horse's mouth


3) **Standard Bits:**

- a. Grazing,
- b. Broken mouth piece,
- c. Half breeds
- d. Spades.

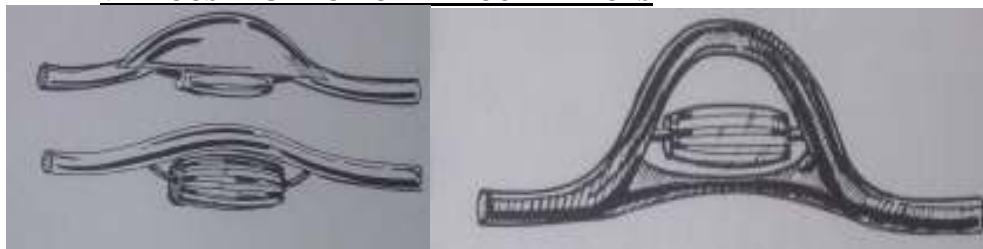
5) PROHIBITED

- 1) No twisted mouth pieces
- 2) No wire mouth pieces
- 3) No corkscrew mouth pieces
- 4) No slip (cheek slide) or gag bits donut or flat polo mouth or flat linkare permitted.
- 5) No prong bits, i.e., bits with any protruding pieces in the mouth.
- 6) Kimblewick of any form.
- 7) Chain mouth piece
- 8) Synthetic mouth piece
- 9) Chain mouth piece
- 10) Raised Rollers,
- 11) Covers and spring loaded bits.
- 12) Port must not be higher than 8.89cm.

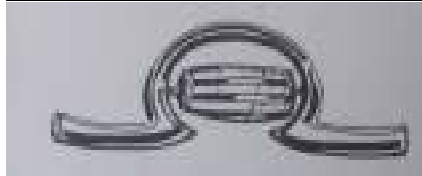
VARIOUS LEGAL SHANK MOUTH PIECES



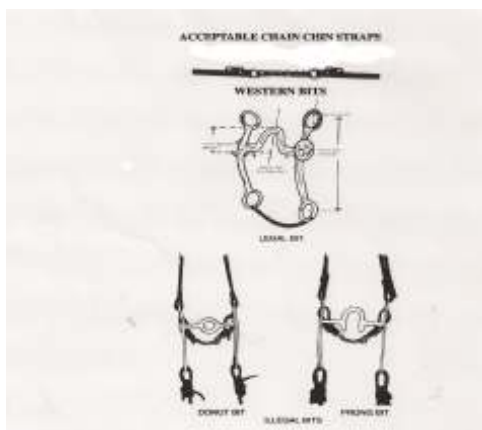
VARIOUS LEGAL CRICKET MOUTH PIECES



LOW PORT CRICKET MOUTH



BILLY ALLAN MOUTH



6) CURB CHAINS AND STRAPS

- 1) **Curb chain to lie flat against the horses jaw in the chin groove.** Curb chain cannot be tied with string or cord. A broken strap during a ride is not necessarily cause for DQ. Unless it results in loss of control
- 2) Curb strap or chain required on all shank bits.
- 3) A curb strap or curb chain must be at least ½ inch wide, lie flat against the jaw, and be free of any barbs, wire and or twists.
- 4) Double or single layer curb chains with leather ends are allowed the chain must form a flat single or double twist.
- 5) No metal clips or hooks on bit to hold chain or strap allowed.
- 6) If the two chain strands lie side by side they are legal provided they lie flat in the chin grove.
- 7) Braided or flat leather curb straps or a braided rawhide curb strap are allowed in all western performance classes only.
- 8) In Reining classes only a standard flat leather curb strap or chain attached to leather buckle up straps are allowed.

CURB CHAIN SINGLE



CURB STRAP



7) **BOSAL/HACKAMORE**

- 1) Reference to Hackamore or Bosal means the use of a flexible, braided, rawhide, rope or leather Bosal, the core of which may be either rawhide or flexible cable with a maximum diameter of $\frac{3}{4}$ " at the cheek. Rawhide diameter at cheek no larger than 19 mm. Absolutely no rigid material will be permitted under the jaw or on the noseband in connection with the Bosal, regardless of how padded or covered.
- 2) Horsehair Bosals are prohibited.
- 3) This rule does not permit the use of any form of Mechanical Hackamore (see below)
- 4) Bosal may only be used up to and including Novice grade.

PROHIBITED

- 1) Any form of mechanical (metal) Hackamore
- 2) Any Bosal with added metal or chain wrapped, covered or open.

13. SADDLE AND ACCESSORIES

A. PRE-NOVICE / NOVICE (Non Graded) Level 1 only

- 1) Stock type western saddle, leather or synthetic, consisting of a horn, pommel, cantle, Skirt, fenders and Western stirrups.
- 2) May use an English saddle,
- 3) May use an Australian Outback,
- 4) May use McClellan type saddle
- 5) Western Saddles are HIGHLY recommended.
- 6) Rider will not be penalized D.Q. (disqualified) on tack unless totally incorrect, and with no regard to SANEF rules of horse and rider safety guidelines.

B. NOVICE / INTERMEDIATE / ADVANCED (Affiliated) level 2 and 3

LEGAL:

- 1) Stock type western saddle, leather or synthetic, consisting of a horn, seat, pommel cantle, skirt, fenders, and Western stirrups.
- 2) Safety leather stirrup toe covers allowed only in Children's classes.

PROHIBITED:

- 1) Australian Outback.
- 2) McClellan.
- 3) Any English type saddle.
- 4) Tappadearos (long hanging leather) or similar stirrup covers not permitted in any grades (**with the exception of free style reining classes**)

14. CROPS

- 1) No crops or bats (barrel racing crops) of any description allowed in or out of arena at a show.

15. SPURS

- 1) No spurs to be used forward of Cinch. This will result in a No Score D.Q. and possible disciplinary action.
- 2) Excessive use of spurs will result in a No Score D.Q. (Disqualification) and possible disciplinary action at the judges, show convener or marshals' discretion.
- 3) In Pre Novice and Novice grades only: short or humane English spurs or short necked Western spurs allowed, although not recommended. Rider may at the Judge's discretion be asked to **remove their spurs.**
- 4) Only Legal Western spurs are allowed in all Intermediate and Advanced Grades
- 5) No sharp pointed or excessively large rowled spurs allowed (Mexican type)
- 6) Jingle bobs not recommended. (bells or hanging decoration on spur)
- 7) Spur straps buckle to fasten to the outside of the boot.

16. MARTINGALE

- 1) No martingales, running reins or side pulls of any description allowed in or out of arena at a show.

17. LEG PROTECTION

- 1) Protective boots, leg wraps and bandages are allowed only in speed events or reining classes. The use of any of these in any other class will result in a DQ.

18. EQUIPMENT

- 1) Failure by exhibitor to wear correct number(s) in a visible manner shall result in disqualification. And possible fine.
- 2) Re runs will not be allowed in instances of equipment failure.
- 3) When exhibitor equipment failure causes a delay or a run to be discontinued, the judge will disqualify the entry. DQ
- 4) In any approved class, the judge shall have the authority to require the removal or alteration of any piece of equipment or accoutrement which is unsafe, or in his opinion, would tend to give a horse an unfair advantage or which he believes to be inhumane.
- 5) Any tack failure that does not hinder the completion of the class and is not a danger to horse or rider will not be DQ but rather be allowed to finish run.

19. WESTERN EQUIPMENT

- 1) References to hackamore mean the use of a flexible, braided rawhide, leather or rope Bosal, the core of which may be either rawhide or flexible cable. A hackamore must use a complete Mecate rein, which must include a tie-rein. Absolutely no rigid material will be permitted under the jaws, regardless of how padded or covered. Horse hair Bosals are prohibited. This rule does not refer to a so-called mechanical hackamore.
- 2) References to snaffle bits in western performance classes mean the conventional O-ring, egg-butt or D-ring with a ring no larger than 4" (100 mm). The inside circumference of the ring must be free of rein, curb or headstall attachments which would provide leverage. The mouthpiece should be round, oval or egg-shaped, smooth and unwrapped metal. It may be inlaid, but smooth or latex wrapped. The bars must be a minimum of 5/16" (8 mm) in diameter, measured one inch (25 mm) in from the cheek with a gradual
- 3) Decrease to center of the snaffle. The mouthpiece may be two or three pieces. A three-piece, connecting ring of 1 1/4" (32 mm) or less in diameter, or a connecting flat bar of 3/8" to 3/4" (10 mm to 20mm) measured top to bottom, with a maximum length of 2" (50 mm), which lies flat in the horse's mouth, is acceptable. Optional curb strap attached below the reins on a snaffle bit is acceptable.
- 4) References to a bit in western performance classes mean the use of a Shank bit that has a solid or broken mouthpiece, has shanks and acts with leverage. All Shank bits must be free of mechanical device and should be considered a standard western bit. A description of a legal, standard western bit includes:
- 5) 8 1/2" (215 mm) maximum length shank to be measured as indicated in the diagram on page 137. Shanks may be fixed or loose.
- 6) Concerning mouthpieces, bars must be round, oval or egg shaped, smooth and unwrapped metal of 5/16" to 3/4" (8 mm to 20 mm) in diameter, measured 1" (25 mm) from the cheek. They may be inlaid, but must be smooth or latex wrapped. Nothing may 3 1/2" Max Port (90mm) 5/16" to 3/4" (8 to 20mm dia.) 8 1/2" Max. (215mm) protrude below the mouthpiece (bar), such as extensions or prongs, including upward prongs on solid mouthpieces. The mouthpiece may be two or three pieces. A three-piece, connecting ring of 1 1/4" (32 mm) or less in diameter, or a connecting flat bar of 3/8" to 3/4" (10mm to 20 mm) measured top to bottom with a maximum length of 2" (50 mm), which lies flat in the horse's mouth, is acceptable.
- 7) The port must be no higher than 3 1/2" (90 mm) maximum, with rollers and covers acceptable. Broken mouthpieces, half breeds and spades are standard.
- 8) Pre Novice and Novice shank bit 1 or 2 hands for shank bit. Shank will be no longer than 6 cm (measured from below mouth piece to inside bottom of rein ring.)
- 9) Slip or gag bits, and donut and flat polo mouthpieces are not acceptable.
- 10) Whenever this handbook refers to romal, it means an extension of braided or round material attached to closed reins. This extension shall be carried in the free hand with a 16-inch (40 cm) spacing between the reining hand and the free hand holding the romal. When using romal reins, the rider's hand shall be around the reins with the wrists kept straight and relaxed, the thumb on top and the fingers closed lightly around the reins. When using a romal, no fingers between the reins are allowed.
- 11) The free hand may not be used to adjust the rider's length of rein in any Reining class.
- 12) The use of the free hand while holding the romal to alter the tension or length of the reins from the bridle to the reining hand is considered to be the use of two hands and a score of 0 will be applied, with the exception of any place a horse is allowed to be completely stopped during a pattern then the free hand may be used to adjust the rider's length of rein, untangle the main etc.
- 13) The romal shall not be used forward of the cinch or to signal or cue the horse in any way. Any infraction of this rule shall be penalized severely by the judge.
- 14)) In all western classes, horses will be shown in a western saddle and appropriate bridle, snaffle bit or hackamore for the duration of the class. A western saddle is a common type of saddle distinguished by a large noticeable fork on which there is some form of horn, a high cantle and large skirts. Silver equipment will not count over a good working outfit.

- 15) Any age Horse may be shown in a snaffle bit, hackamore, curb bit, half-breed or spade bit as per class requirements.
- 16) **If a curb chain is required, but must meet the approval of the judge, be at least one-half inch in width and lie flat against the jaw of the horse. Curb chains cannot be tied to the bit with string or cord. A broken strap or chain is not necessarily cause for disqualification.**

A. OPTIONAL EQUIPMENT

- 1) Protective boots, leg wraps and bandages are allowed in reining, and speed events.
- 2) Spurs; not to be used forward of the cinch.

B. PROHIBITED EQUIPMENT

- 1) Protective boots, leg wraps and bandages are prohibited in western pleasure, trail, halter, western riding and showmanship and western dressage.
- 2) Wire chin straps, regardless of how padded or covered.
- 3) Any chin strap narrower than one-half inch.
- 4) Martingales and draw reins.
- 5) Nosebands and tie-downs.

20. ENTRY FEES

(a) An entry fee may be charged, and if so, must be uniform to all exhibitors of the class, be collected by show management and paid by the entering party, May not be paid by another competitor in the class. All show fees shall be determined by the show holding body and shall apply to all exhibitors within each respective division. Pre Novice, Novice, Intermediate and Advanced

(b) It is strongly recommended that entry fees for Pre- novice and Novice classes be minimal. Show management may offer discounted entry fees to pre-novice, novice or youth who exhibit in the corresponding class.

(c) Show management shall maintain detailed written records, sufficient to establish to SANEF's satisfaction, upon request, that each exhibitor's entry fee was paid as required above. Such records shall be preserved for at least one year from the date of the show. Failure to maintain and preserve such record shall be cause for SANEF to disallow the class and refuse show results, or, if previously entered, remove them from SANEF's records.

(d) Failure on the part of show management to maintain or preserve such records as required above shall create the presumption that the requisite fees in question were not paid in accordance with the above rule, with the burden of persuasion on show management and the individual exhibitor to prove otherwise.

21. RIBBONS

The following ribbons are recommended for Western Performance and Reining classes: But may at the show holding bodies discretion be change and adjusted o suite their or sponsors requirements as per accepted affiliate rosette coloring.

Theses colours may at the discretion of the show organizing body be changed.

1st place . . . red

2nd place . . . blue

3rd place . . . yellow

4th place . . . white

5th place . . . pink

6th place . . . green

Grand Champion purple

Reserve Champion purple and white

22. SHOW RESULTS

A. SANEF

- 1) The results of any SANEF-approved show must be provided in their entirety and forwarded to SANEF. With all required documentation.

- 2) If a horse is disqualified, it is not to be placed, regardless of the number of horses in the class, but still counts as an entry in that class. Unless in a double run class then it will not be DQ but will only get the score from the second run. If this score is sufficient for an overall placing then the horse may still place in overall placing.
- 3) Failure of show management to follow and enforce any rules could result in the loss of future show approval.
- 4) If show management does not report show results to SANEF, requests for approval of any subsequent show may be denied.
- 5) Result forms must be submitted no later than 10 days after the closing day of the show.
- 6) Incomplete or inaccurate reports from any show can cause deserving horses to lose a part of or all points they would have earned at that show.

B. PROVINCIAL

- 1) The results of any Provincial approved show must be provided in their entirety and forwarded to the relevant Province and should there be out of province competitors the these results need o be forward to the relevant province as well.
- 2) If a horse is disqualified, it is not to be placed, regardless of the number of horses in the class, but still counts as an entry in that class. Unless in a double run class then it will not be DQ but will only get the score from the second run. If this score is sufficient for an overall placing then the horse may still place in overall placing.
- 3) Failure of show management to follow and enforce any rules could result in the loss of future show approval.
- 4) If show management does not report show results to SANEF affiliated body, requests for approval of any subsequent show may be denied.
- 5) Result forms must be submitted no later than 10 days after the closing day of the show.
- 6) Incomplete or inaccurate reports from any show can cause deserving horses to lose a part of or all points they would have earned at that show.

<u>23. SHOW MANAGER</u>

(a) Any reputable person may act in the capacity of show manager who can furnish proof that he/she is capable through ability or experience.

(b) The show manager shall:

1. have authority to enforce all rules referring to the show and he/she may excuse any horse or exhibitor from the show or contest prior to or during the judging.
2. be present on the show grounds for the duration of the show. In the event an emergency arises and the show manager is unable to fulfill his/her duties, an acting manager should be appointed.
The acting show manager must also remain on the show grounds for the duration of the show.
3. At all times extend every effort to satisfy the comfort of the horses, exhibitors, spectators and officials and will be held responsible for maintaining clean and orderly conditions throughout the show.
The show manager shall also be responsible for ensuring humane treatment of horses is adhered to on show grounds through policing of stalling areas and practice pens at various times throughout the show.
4. Receive written or verbal complaints from exhibitors, trainers, owners, show participants and other competitors of incidents of cruel, abusive or inhumane treatment of horses on show grounds or any other complaints or incidents of rule violations.
5. Upon a report or discovery of inhumane treatment, immediately investigate the incident. Any verbal or written warning performed by the show manager at a show for inhumane treatment is to be reported in writing to SANEF and the Provincial Show holding body
6. have the right to establish ground rules with reference to the amount of time an exhibitor is allowed to begin his performance, dependent on the facilities and conditions. If such ground rules are established, show management should see they are enforced.

7. Determine if an elimination is necessary, in the interest of successful implementation of the approved show, the number of go-rounds to be held and the number of horses to be shown at each performance and to reasonably limit entries when necessitated by time and/or physical constraints of show premises when applied fairly and uniformly by a procedure in which all qualified entries are included in a random draw.

(c) One-day/one-judge shows may not run more than 15 consecutive hours from the scheduled starting time to the conclusion of the show, including all breaks. Multi-day/one-judge shows, multiday/ multi-judge shows, and multi-judge/one-day shows may not exceed 15 hours per day from the judge's actual starting time to the conclusion of his/her last class.

(d) It is mandatory that show management issue each horse only one number regardless of the number of classes entered or the number of exhibitors showing that horse.

(e) If show management desires to conduct its own inspection, drug or surgical alteration testing, it must obtain written authorization from SANEF and instructions as to procedures and qualified veterinarians. At an approved show, only provincial associations, may request specimens of urine, saliva, blood or other substance for drug testing, or require payment of drug testing fees as a condition for entry. Drug testing fees charged by an approved show are subject to prior approval. The show manager shall forward to SANEF complete information, in writing, concerning a forbidden drug case or refusal to allow testing.

24. SHOW SECRETARY

(a) Any reputable person may act in the capacity of show secretary who can furnish proof that he/she is capable through ability and experience and is familiar with SANEF rules.

(b) It is the show secretary's responsibility to accurately maintain and record both entries and show results, including verifying exhibitor and horse eligibility.

(c) The show secretary shall be held responsible for the collection of any entry fees or other fees on the day of the show. Ie office charges, etc.

(d) Only horses registered with SANEF (temporary day membership included) are eligible to compete in approved shows. The exhibitor must be able to prove the horse is properly registered with its Province as per Provincial requirements. by presenting the Relevant documentation required..

(e) Any horse entered in an approved show must be listed under its complete registered name and number.

25. RING STEWARD

(a) A competent ring steward will be required at all approved shows for each judge. Any reputable person may act in the capacity of ring steward who can furnish proof that he/she is capable through ability or experience. Appropriate western attire is required which includes pants (slacks, trousers, jeans, etc.), long-sleeve shirt with collar (band, standup, tuxedo, etc.) and cowboy boots. Western hat is optional.

(b) The ring steward shall:

1. Relieve the judge of unnecessary details, assemble the class promptly, keep the judging program on schedule, eliminate long delays between classes and control the conduct of the horses and exhibitors in the ring.

2. Notify the judge when all horses are present for each class and call his attention to those horses that are absent.

3. Assist the judge, not advise him/her and shall refrain from discussing, or seeming to discuss, the horses or the exhibitors with the judge.

4. Not take part, or seem to take part, in any of the judging.

5. When not actively engaged in his/her duties, place himself/herself in such a position so as not to interfere with the judging and the view of the spectators.

6. Not allow exhibitors to crowd up in the ring or arena and, at all times, endeavor to keep the possibilities of an accident at a minimum.

7. Have charge of the activity in the ring or the arena. He/she should act as mediator between the judge and the exhibitor. The judge should request the ring steward to move and place horses as he/she advises. When the ring or arena size is small and the class entries are large, he/she should survey the situation and take every precaution to keep the horses moving until the judge is ready for them to be judged. He/she has the authority to ask an exhibitor to remove his or her horse for the safety of other horses or spectators.

8. Have the authority to remove unsportsmanlike exhibitors from the arena.
9. Be familiar with the procedure of sifting, when the classes are large and the judge requests that he/she line them up for the first sift, the second sift, and so on, until the judge has his/her class ready.

26. VETERINARIAN

Any licensed veterinarian may officiate in this capacity. If there is more than one veterinarian, one should be delegated as being in charge. It is advisable to secure several to work in shifts. Health requirements should be outlined in catalogs and on entry blanks and enforced by the show manager and veterinarian. Level 1 and 2 shows will require a veterinarian to be on call. Level 3 as per SANEF ruling.

27. JUDGES

A judge shall honestly, fairly and impartially judge each horse exhibited to him or her, strictly on the horse's conformation and/or its performance as the rules of the particular event dictates.

(a) JUDGES MUST:

1. Endeavor, with all reasonable effort, to judge the show, and timely communicate to show management any inability to do so, to allow show management maximum time to seek a suitable replacement.
2. During an approved show, be present to meet his/her responsibilities, and shall be available to assist show management in meeting its responsibilities of rule compliance.
3. Judges must wear western attire, including hat and boots, while judging an approved show.
4. At all times, act in a professional manner.
5. Adhere to the Judge's Code of Ethics.
6. Be responsible for tallying the correct number of entries actually exhibited in each class and recording the correct figure on the form supplied. It is the judges' duty to sign and return this form within 10 days of the show.
7. Have bridles dropped in at least one class per show.
8. Must be at least 25 years of age to apply; the mandatory retirement age of judges is 75.
9. Competitors must stay within reasonable confines of the described pattern or course, stay within a reasonable working time allowed for the pattern or course and avoid excessive training or abuse.

(b) JUDGES MAY:

1. Be on any sifting or elimination committee necessary.
2. Order any person or horse from the competition for poor conduct of either and may disqualify any contestant for excessive abuse of the horse.
3. At his/her discretion, refuse entry into the arena or remove an entry from a class for improper attire and/or equipment.
4. Eliminate any horse/exhibitor as an entry which he/she feels is in violation of rules, or which he/she does not feel has legitimately attempted to exhibit the horse to the best of the horse's ability.

(c) JUDGES MAY NOT:

1. Have a conflict of interest between objective and their own personal business or pecuniary interests. Each judge should refrain from using his or her official status to further one's own personal or financial purpose. When such conflict of interest arises, the judge is expected to either withdraw the personal objective from the transaction in question. Breach of this ethical rule shall be subject to. Certain
2. Specific areas of obvious conflict of interest for judges are as follows:
judge a horse that is owned or exhibited by anyone from whom he or she has received a salary, commission or any kind of remuneration for selling or buying any horse for that individual, whether or not a horse is concerned in the transaction, has been in the employ, or has represented such individual in any capacity for remuneration, within three months from the date of the subject show.
3. Personally exhibit a horse. In any classes he may be judging Nor can a horse owned, in whole or part, by the judge be exhibited at an approved show or set of Reining or Western Performance shows held on the same show grounds in which that judge is officiating. However, the judge is allowed to judge speed events or novice classes and be allowed to show in Intermediate or Advanced Classes at the same show or set of shows on the same show grounds.

4. Be involved in the management of a show and officiate as a judge at that show.
5. Judge a horse belonging to, or being exhibited by, any member of his/her immediate family (spouse, son, daughter, father, mother, sister, brother).
6. Neither the judge or members of his or her family shall exhibit or act as agents, representatives in any capacity, or handlers of a horse in any class at a show at which he or she is officiating;
7. No horse may be shown to a judge if that judge has been owner, trainer, agent in any capacity, or conditioner of that horse within the previous three months.
8. Ride or, in any manner, participate in the role of an exhibitor for a horse in the class while judging an event.
9. Re judge a class once it has been judged, and once the judge has marked his/her card and places for awards made, there shall be no changing of the judges record. However, a judge may change their judge's card, if proper documentation and proof that a clerical error has occurred. Clerical errors must be corrected within a reasonable period of time but no longer than one hour after the last class of the day.
10. Ask the exhibitor to change horses with another exhibitor in any Western Performance or Reining event unless it is a Show specific event.
11. Grounds for removal of an individual from judging shall include, but not be limited to, failure to comply with rules and regulations.
12. After the judge has accepted a judging assignment, exhibitors shall not contact, nor attempt to contact the judge pertaining to judging of any horses at that show. Further, exhibitors shall not approach judges for any reason prior to the completion of judging unless the ring steward is present.
13. Any request to speak to the judge must be made through the ring steward.
14. No exhibitor will visit or socialize with a judge the day prior to or day of the show.
15. When an exhibitor makes a request through the ring steward or other show official for the judge's opinion concerning that exhibitor's horse, it is urged that the judge will give his/her opinion courteously and sincerely in the presence of the ring steward or other show official; however, there will be no fraternization between an exhibitor and judge during the show.
16. **A judge shall be treated with courtesy, cooperation and respect. No person, exhibitor, owner, or otherwise, shall direct abuse or threatening conduct toward them, either in the furtherance of their judging duties, or as a result thereof, whether or not the conduct occurs during an approved event or show, or on show grounds.**

28. PROHIBITED CONDUCT

- 1) Unsportsmanlike conduct or any other form of misconduct that is responsible, illegal, indecent, profane, intimidating, threatening or abusive is prohibited. This provision applies to spectators and all other persons on the show grounds of an approved event; and
- 2) Show management may immediately expel individuals exhibiting unsportsmanlike conduct from show grounds.
- 3) Inhumane treatment of any horse or any other animal on show grounds is strictly prohibited. Treatment of any horse will be considered inhumane if a person, educated or experienced in accepted equine training techniques, would perceive the conduct of an individual to be inhumane. Inhumane treatment includes, but is not limited to:
 - 4) placing an object in a horse's mouth so as to cause undue discomfort or distress;
 - 5) leaving a bit in a horse's mouth for extended periods of time so as to cause undue discomfort or distress;
 - 6) tying a horse up or around in a stall in the manner as to cause undue discomfort or distress;
 - 7) lounging or riding in a manner as to cause undue discomfort or distress;
 - 8) tying or fastening any foreign object onto a horse, halter, bridle and/or saddle in order to desensitize the horse;
 - 9) use of training techniques or methods such as poling or striking a horse's legs with objects;
 - 10) excessive spurring or whipping;
 - 11) excessive jerking of reins;
 - 12) excessive fencing;
 - 13) excessive spinning (defined as no more than eight (8) consecutive turns in either direction;

- 14) use of prohibited equipment, including, but not limited to, saw tooth bits, hock hobbles, tack collars or tack hackamores;
- 15) use of any item or appliance that restricts movement or circulation of the tail;
- 16) exhibiting a horse which appears to be sullen, dull, lethargic, emaciated, drawn or overly tired;
- 17) Intentional or negligent treatment which results in any bleeding.
- 18) **Inhibiting Competition.** Any form of conduct that inhibits competition is expressly prohibited.
 - a) This offense includes not only the person suggesting the prohibited conduct, but all who participate in the scheme or plan. Such conduct includes, but is not limited to:
 - b) Padding classes by entering a horse(s) not otherwise qualified for the competition to fill a class, to increase points.
 - c) Paying another's entry fee, directly or indirectly; or,
 - d) Encouraging a potential competitor to refrain from entering the class.
 - e) To assist in the promotion of true competition, any person approached by another to cooperate in a scheme or plan to inhibit competition shall immediately report the matter to show management and then to SANEF in writing within 10 days, failing which, the person approached may be subject to disciplinary action by the Executive Committee, the same as the person or persons suggesting the scheme or plan.
- 19) **Prohibited Assistance. If a contestant, while inside the show arena or show ring, is assisted in any manner by another person or provides assistance in any manner to another person, the contestant shall automatically be disqualified. This rule does not apply to co-contestants assisting each other in team events. Furthermore, this rule does not apply to a contestant that assists another contestant if such assistance was necessitated for the safety of competing exhibitors or horses as determined by the judge--however, the contestant in need of such assistance shall be disqualified.**
- 20) **Prohibited surgical procedure or injection of foreign substance or drugs:** Any surgical procedure or injection of any foreign substance or drug that could affect a horse's performance or alter its natural conformation or appearance is prohibited, except for those surgical procedures performed by a duly licensed veterinarian for the sole purpose of protecting the health of the horse. However, no foreign substance or drug which is of such character as could affect a horse's performance is acceptable, whether or not administered to protect the health of the horse and, on the contrary, is prohibited. Upon discovery of the existence of prohibited surgery or injection of foreign substance or drug, show management shall immediately report the matter to SANEF.
- 21) **Alteration of Tail Function:** For the purpose of this rule, normal tail function is defined as "being able to raise the tail to or above the horizontal plane." See diagram below. A horse's inability to raise its tail to or above the horizontal plane in response to a tail test conducted on-site by an approved veterinarian shall be considered a violation of this rule.
- 22) **Prohibited medication, drug, mechanical device or artificial appliance.** No person shall cause to be administered internally or externally to a horse, either before or during an approved event, any medication, drug, mechanical device or artificial appliance which is of such character as could affect its performance or appearance at that event, **EXCEPT FOR THOSE CONDITIONALLY PERMITTED THERAPEUTIC MEDICATIONS.** Upon discovery of administration of such drug, medication, mechanical device or artificial appliance, show management shall immediately report the matter to SANEF.

Any action or substance, administered internally or externally, whether drugs or otherwise, which may interfere with the testing procedure, or mask or screen the presence of such drug, is forbidden.
- 23) Presence of such medication or drug in a horse participating at an event shall be grounds for the Committee to take the following action if it is determined that the use of said drug or medication was not within the guidelines set forth in the Therapeutic Medication Addendum following subsection of this rule:
- 24) The horse shall be disqualified from all classes in which it participates at the show;
- 25) Bar the horse from participation in further approved events or shows for such period as deemed appropriate. Although ownership of such horse may, thereafter, be transferred to another party, the transfer of ownership will not dissolve or shorten the terms of these suspensions; and

- 26) The responsible individual as defined in this rule may be disciplined under SANEF's general disciplinary procedure or may be offered an administrative penalty as determined appropriate by the Committee.
- 27) The below specified individuals are absolutely responsible for a horse's condition, are presumed to know all rules and regulations and the penalty provisions of said rules, and their voluntary action in presenting or causing the horse to be presented at show grounds for exhibition, entering a horse or exhibiting one in an approved show, and their absolute responsibility for the condition of the horse makes them eligible for disciplinary sanctions, whether or not they had actual knowledge of the presence of a forbidden drug, directly participated in the administration thereof, innocently miscalculated its retention time in the horse's system, or any other reason for its presence is established.
- 28) It is presumed the sample of urine, saliva, blood or other substance tested by the approved laboratory is the one taken from the horse in question, its integrity is preserved, and that all procedures of such collection and preservation, transfer to the laboratory, and analysis of the sample are correct and accurate, and the report received from the laboratory pertains to the sample taken from the horse in question and correctly reflects the condition of the horse during the show in which he was entered, with the burden on the exhibitor or other responsible party to prove otherwise at any hearing in regard to the matter conducted by SANEF.
- 29) Notwithstanding the general prohibition of this rule against artificial appliances, the use of a pacemaker or prosthetic eye may be permitted if the owner files written request for permission and submits documentation as requested, which request will then be submitted to SANEF for consideration, after which, if the request is approved, such authorization will be noted on the horse's registration certificate.
- 30) Tails may be lengthened by hair to hair attachment only with no attachments of any kind to the tailbone. The use of weighted tails is illegal.

29. REINING

To rein a horse is not only to guide him, but also to control his every movement. The best reined horse should be willingly guided or controlled with little or no apparent resistance and dictated to completely. Any movement on his own must be considered a lack of control. All deviations from the exact written pattern must be considered a lack of or temporary loss of control, and therefore faulted according to severity of deviation. Credit will be given for smoothness, finesse, attitude, quickness and authority in performing the various maneuvers while using controlled speed.

- 1) Any one of the SANEF approved reining patterns may be used and is to be selected by the judge/ or show holding body and is to be used by all contestants in the class.
- 2) Novice patterns and pre Novice are specially formulated as reining patterns for these specified classes only.
- 3) Each contestant will perform the required pattern individually and separately. All horses will be judged immediately upon entering the arena. Any fault incurred prior to the commencement of a pattern will be scored accordingly.
- 4) To rein a horse is not only to guide him, but also to control his every movement. The best reined horse should be willingly guided or controlled with little or no apparent resistance and dictated to completely. Any movement on his own must be considered a lack of control. All deviations from the exact written pattern must be considered a lack of or temporary loss of control, and therefore faulted according to severity of deviation. Credit will be given for smoothness, finesse, attitude, quickness and authority in performing the various maneuvers while using controlled speed.
- 5) Scoring will be on the basis of 0-Infinity, with 70 denoting an average performance. The individual maneuvers are scored in ½ point increments from a low of -1 ½ to a high of +1 ½ with a score of 0 denoting a maneuver that is correct with no degree of difficulty.
- 6) The following will result in no score:

- 7) Abuse of an animal in the show arena and/or evidence that an act of abuse has occurred prior to or during the exhibition of a horse in competition;
- 8) Use of illegal equipment, including wire on bits, Bosals or curb chains;
- 9) Use of illegal bits, Bosals or curb chains; when using a snaffle bit, optional curb strap is acceptable; however, curb chains are not acceptable.
- 10) Use of tack collars, tie downs or nose bands;
- 11) Use of whips or bats;
- 12) Use of any attachment which alters the movement of or circulation to the tail;
- 13) Failure to provide horse and equipment to the appropriate judge for inspection;
- 14) Disrespect or misconduct by the exhibitor
- 15) Closed reins are not allowed except as standard romal reins.
- 16) Excess rein may be straightened at any place a horse is allowed to be completely stopped during a pattern; rider's free hand may be used to hold romal in the normal fashion.
- 17) The following will result in a score of 0:
- 18) Use of more than index or first finger between reins;
- 19) Use of two hands (exception in Junior, Snaffle Bit, or Hackamore classes designated for two hands) or changing hands;
- 20) Failure to complete pattern as written:
- 21) Performing the maneuvers other than in specified order;
- 22) The inclusion of maneuvers not specified, including, but not limited to
- 23) Backing more than 2 strides
- 24) Turning more than 90 degrees
- 25) Equipment failure that delays completion of pattern; including dropping a rein that contacts the ground while horse is in motion.
- 26) Balking or refusal of command where performance is delayed;
- 27) Running away or failing to guide where it becomes impossible to discern whether the entry is on pattern;
- 28) Jogging in excess of one-half circle or one-half the length of the arena;
- 29) Over spins of more than 1/4 turn;
- 30) Fall to the ground by horse or rider
- 31) Neither a No Score nor a 0 are eligible to place in a go round or class, but a 0 may advance in a multi-go event while a "no" score may not.

THE FOLLOWING WILL RESULT IN A REDUCTION OF 5 FIVE POINTS:

- 1) Spurring in front of cinch;
- 2) Use of either hand to instill fear or praise;
- 3) Holding saddle with either hand;
- 4) Blatant disobediences including kicking, biting, bucking, rearing and striking.
- 5) The following will result in a reduction of two points:
- 6) Break of gait;
- 7) Freeze up in spins or rollbacks;
- 8) On walk-in patterns, failure to stop or walk before executing a canter departure.
- 9) On run-in patterns, failure to be in a canter prior to the first marker.
- 10) If a horse does not completely pass the specified marker before initiating a stop position.

STARTING OR PERFORMING CIRCLES OR ONE EIGHTS OUT OF LEAD WILL BE JUDGED AS FOLLOWS:

- 1) Each time a horse is out of lead, a judge is required to deduct one point. The penalty for being out of lead is accumulative and the judge will deduct one penalty point for each quarter of the circumference of a circle or any part thereof that a horse is out of lead. A judge is required to penalize a horse one-half point for a delayed change of lead by one stride where the lead change is required by the pattern description.
- 2) Deduct ½ point for starting circle at a jog or exiting rollbacks at a jog up to two strides. Jogging beyond two strides, but less than ½ circle or ½ the length of the arena, deduct two points.
- 3) Deduct ½ point for over or under spinning ¼ a score of 0 DQ for more than this.

- 4) A ½ point penalty deduction will be given for failure to remain a minimum of 20 feet (6 meters) from the wall or fence when approaching a stop and/or rollback.
- 5) In patterns requiring a run-around, failure to be on the correct lead when rounding the end of the arena will be penalized as follows: for ½ the turn or less, one (1) point; for more than ½ turn, two (2) points.

FAULTS AGAINST THE HORSE TO BE SCORED ACCORDINGLY, BUT NOT TO CAUSE DISQUALIFICATION:

- 1) Opening mouth excessively when wearing bit;
- 2) Excessive jawing, opening mouth or head raising on stop;
- 3) Lack of smooth, straight stop on haunches-bouncing or sideways stop;
- 4) Refusing to change leads;
- 5) Anticipating signals;
- 6) Stumbling;
- 7) Backing sideways;
- 8) Knocking over markers.
- 9) Faults against the rider to be scored accordingly, but not to cause disqualification:
- 10) Losing stirrup;
- 11) Failure to run circles or figure eights within the markers is not considered a fault depending on arena conditions and size; however, failure to go beyond markers on rollbacks and stops is considered a fault.
- 12) While horse is in motion, rider's hands shall be clear of horse and saddle.

<u>30. WESTERN PLEASURE</u>

A good pleasure horse has a free-flowing stride of reasonable length in keeping with his conformation. He should cover a reasonable amount of ground with little effort. Ideally, he should have a balanced, flowing motion, while exhibiting correct gaits that are of proper cadence. The Quality of the movement and the consistency of the gates is major consideration. He should carry his head and neck in a relaxed natural position, with his pole level with or slightly above the level above the level of the withers. He should not carry his head behind the vertical, giving the appearance of intimidation, or be excessively nosed out, giving a resistant appearance. His head should be level with his nose slightly in front of the vertical, having a bright expression with his ears alert. He should be shown on a reasonably loose rein, but with light contact and control. He should be responsive, yet smooth, in transitions when called for. He may be asked to extend a gate. When asked for this extension, he should move out with the same flowing motion. Maximum credit should be given to the flowing, balanced and willing horse that gives the appearance of being fit, balanced and a pleasure to ride.

The following faults to be scored accordingly

Faults as follows:

- 1) A horse to change directions (reverse direction) to the inside.
- 2) Excessive speed any gate.
- 3) Wrong lead
- 4) Break of gate including not walking when required to.
- 5) Excessive slowness any gate (loss of forward momentum resulting in an artificial gate)
- 6) Failure to take correct gate when called for.
- 7) Head carried to high.
- 8) Head carried to low.(tip of ears bellow wither)
- 9) Over flexing or straining of neck in carriage so the nose is behind the vertical.
- 10) Opening of mouth excessively.

- 11) Stumbling for no apparent reason.
- 12) Use of spurs in front of cinch.
- 13) A horse with a sullen, dull, lethargic, emaciated, drawn or overly tired.
- 14) Quick choppy stride.
- 15) If reins are draped to the point that light contact is not maintained.
- 16) Overly canted at the lope, (when the outside hind foot is further to the inside of arena than the inside foot.

Faults that will be cause for disqualification (except in pre Novice and Novice)

- 1) Head carried to low (tip of ear below withers consistently)
- 2) Over flexing or straining neck in head carriage so the nose is behind the vertical consistently.

31. WESTERN HORSEMANSHIP

Western Horsemanship is a class designed to evaluate the riders ability to execute, in concert with their horse, a set of maneuvers prescribed by the judge or show conveners with precision, correctness and smoothness while exhibiting a poise and confidence, and maintaining a balanced functional and fundamentally correct body position. this is the only class where the rider is also judged The ideal horsemanship pattern is extremely precise with the rider and horse working in complete unison, executing each maneuver with subtle aids and cues.

The horses head and neck should be carried in a relaxed, natural position, with the pole level with or slightly above the withers. The head should not be carried behind the vertical, giving the appearance of intimidation, or excessively nosed out, giving the appearance of resistance.

It is mandatory that the judge or show conveners post any patterns to be worked at least one hour before class. However if the judge requires additional work due to ties an additional pattern may be decided at that time by a judge to finalize the placing.

All ties will be broken by the judge.

A. CLASS PROCEDURE.

1. All exhibitors enter the ring and stand at a designated point in the arena.
2. Each exhibitor in program order is then required to work the pattern individually.
3. If riders are required to enter arena individually they must also enter in program order.
4. After their ride the riders will be instructed to line up against the rail out of the way. Or wait outside the arena. At the judge's discretion.
5. **The whole class or just the finalists**, must work the rail (same as if in a pleasure class)
6. After the first section, at the judge's discretion they may be required to work the arena in all three gates in both direction of arena.
7. **Acceptable Maneuvers to be selected as per grading requirements.**
 - 1) Walk
 - 2) Jog
 - 3) Lope
 - 4) stop
 - 5) extended jog
 - 6) extended lope
 - 7) Lope in straight line, circles, serpentine, figure of eight with simple or lead change depending of grade.
 - 8) Or a combination of these gates.
 - 9) Back straight or curved or any designated direction.
 - 10) Turn on hindquarters left or right
 - 11) Turn on forequarters left or right
 - 12) Side pass left or right
 - 13) Spins roll backs
 - 14) Two track or leg yield
 - 15) Flying or simple lead changes

- 16) Counter canter
- 17) Or any other maneuver with or without
- 18) A back up should be asked for at sometime during the class
- 19) Rider is not required to dismount and remount at any stage.

B. SCORING

- 1) Exhibitors are to be scored from 0 to 20 with ½ point increments acceptable.
- 2) Ten points should be allocated towards overall appearance of horse and exhibitors
- 3) 10 points allocated towards performance of the pattern

C. OVERALL PRESENTATION OF EXHIBITOR AND HORSE (10 POINTS).

- 1) The exhibitors overall poise, confidence, appearance and position throughout the class as well as the physical appearance of the horse will be evaluated.

D. PRESENTATION AND POSITION OF EXHIBITOR.

- 1) Appropriate western attire as per grade requirements. Clothes and person are to be neat and clean.

E. POSITION OF EXHIBITOR

- 1) The exhibitor should appear natural in the seat and ride with a balanced, functional and correct position regardless of the maneuver or gait being performed. During the rail work and pattern, the exhibitor should sit and maintain an upright position with the upper body at all gates.
- 2) The rider should sit in the center of the saddle and the horse's back with the legs hanging to form a straight line from ear through center of shoulder and hip, touching the back of the heel or through the ankle. The heels should be lower than the toes, with a slight bend in the knee and the lower leg should be directly under the knee. The rider's back should be flat, relaxed and supple. An overly stiff and/or overly arched lower back will be penalized. The shoulders should be back, level and square. The rider's base of support should maintain secure contact with the saddle from the seat to the inner thigh. Light contact should be maintained with the saddle and the horse from knee to mid-calf. The knee should point forward and remain closed with no space between the exhibitor's knee and the saddle. The exhibitor will be penalized for positioning the legs excessively behind or forward of the vertical position. Regardless of type of stirrup, feet may be placed with ball of foot in the center of stirrup. The rider's toes should be pointing straight ahead or slightly turned out with the ankles straight or slightly bent in. Riding with toes only in the stirrup will be penalized. Those exhibitors that can maintain the proper position throughout all maneuvers should receive more credit. When riding without stirrups, the exhibitor should maintain the same position as previously described. Both hands and arms should be held in a relaxed manner, with upper arm in a straight line with the body. The arm/s holding the rein/s should be bent at the elbow forming a line from the elbow to the horse's mouth. The free hand and arm may be carried bent at the elbow in a similar position as the rein hand or straight down at the rider's side. Excessive pumping of the free hand/arm as well as excessive stiffness will be penalized. The rider's wrists to be kept straight and relaxed, with hand held at about 30 to 45% inside the vertical. The rein hand should be carried immediately above or slightly forward of saddle horn. (3 fingers up three fingers in front theory). The reins should at no time require more than a slight hand movement to control the horse. Excessive tight or loose reins will be penalized. The rider's head should be held with chin level and eyes forward, and may be directed slightly towards direction of travel. Excessive turning of head to the inside of circle, or down at the horse's head or shoulder will be penalized.

- 3) The exhibitor should not crowd the exhibiter next to or in front of them when working on the rail and should pass to the inside of arena. When reversing (changing direction) the exhibitor should always reverse to the inside of the arena.

F. PRESENTATION OF THE HORSE

- 1) The horses body condition and overall health and fitness should be assessed. The horse should be fit and carry weight appropriate for the body size. A horse which appears sullen, dull, lethargic, emaciated, drawn or overly tired should be penalized accordingly to severity.
- 2) Tack should fit the horse properly.

G. PERFORMANCE (10 POINTS)

- 1) The exhibitor should perform the work accurately, precisely, smoothly and with reasonable amount of promptness, increasing speed of the maneuver increase he degree of difficulty, however, accuracy and precision should not be sacrificed for speed. exhibitors that perform the pattern sluggishly and allow their horse to move without adequate impulsion, collection or cadence will be penalized.
- 2) The horse should perform all maneuvers in the pattern willingly, briskly and readily with minimum visible or audible cueing severe disobedience will not result in disqualification but should be heavily penalized, and exhibiter should not place above an exhibitor that completes the pattern correctly. Failure to follow the prescribed pattern knocking over or working on the wrong side of the cones is cause for disqualification.
- 3) The horse should track straight, freely and at the proper cadence for the prescribed gate.
- 4) Transitions should be smooth and prompt in the pattern and on the rail, and should be performed when called for on the rail.
- 5) The horses head and neck should be straight and in line with the body while performing straight lines and slightly arched to the inside with curved lines and circles. Circles should be round and performed at the appropriate speed, size and location as requested in the pattern.
- 6) The counter-canter should be preformed smoothly with no change in cadence or stride unless specified in pattern.
- 7) The stop should be straight, square, prompt, smooth and responsive with the horse maintaining a straight body position throughout the maneuver
- 8) The back should smooth and responsive with minimum dragging of feet.
- 9) The turns should be smooth and continues. When performing a turn on the haunches, he horse should pivot on the inside hind leg and step across with front legs.
- 10) A rollback is a stop and 180% degree turn over the hocks with no hesitation. Backing during turns will be penalized severely.
- 11) The horse should step across with front and hind legs when performing the Sidepass, leg-yield and two track. The side pass should be performed with the horse keeping the body straight while moving directly laterally in the specified direction.
- 12) When performing a leg yield, the horse should move forward and lateral in a diagonal direction with the horses body arched opposite to the direction that the horse is moving.
- 13) In two track, the horse should move forward and lateral in a diagonal direction with the body held straight in the direction the horse is moving.
- 14) A simple or flying change should be executed precisely in the specified number of strides and /or at the designated location. A simple change of leads is performed by breaking to a walk or trot (as specified) for one to three strides. Flying changes should be simultaneous front and back. All changes should be smooth and timely.

H. FAULTS

Faults can be classified as minor, major or severe. The judge will determine the appropriate classification of a fault based on the degree and/or frequency of the infraction.

- 1) A minor fault will result in a ½ to 4 deductions from exhibitors score
- 2) A major fault will result in a deduction of 4 ½ points or more from score.

- 3) A severe fault will avoid elimination but should never be placed above a competitor who completed the pattern correctly.
- 4) A minor fault can become a major fault and a major fault can become a severe fault depending on the frequency of the infraction(s) merits.

I. FAULTS AND OVERALL PRESENTATION OF EXHIBITOR and HORSE:

- 1) loose, sloppy dirty or poor fitting clothing or hat, loss of hat
- 2) Over cueing with reins and /or legs
- 3) Poorly groomed, conditioned or trimmed horse, or poorly or ill fitting equipment.
- 4) Excessive staring at Judge, head held crooked or severe turning of the head.
- 5) Still artificial or unnatural boy, leg, arms and/or head position.
- 6) Reins too long or short or uneven.
- 7) Loose leg with open knee or toes pointed out or down
- 8) Shoulders held crooked or arms held in a straight or unbent position.
- 9) Exhibitor looking down to check leads or falling forward when stopping.
- 10) Poor position of exhibitor in saddle, legs too far forward or back.

J. FAULTS OF THE PERFORMANCE INCLUDE:

- 1) Wrong lead or break of gait for a few strides.
- 2) Oblong or flat sided circles, or horse dropping shoulder, or counter canter in circle.
- 3) Stopping rough, crooked, or dropping hip out when stopping.
- 4) Backing sluggishly, or crooked.
- 5) Failure to maintain a pivot foot or stepping behind with the front legs when turning, or failure to complete entire 90, 180, 270, 360 degree turn.
- 6) Horse holding the head and/or neck excessively crooked when moving in a straight line or when stopping or backing.
- 7) Showing resistance when cued or reined.
- 8) Hesitation during any maneuver unless specified.
- 9) Failure of horse to stand still in pattern.
- 10) Imperfect pattern work or rough transitions.
- 11) Failure to exhibit change of speed where requested.
- 12) Head carried to low.(tip of ear below wither)
- 13) Head carried to high
- 14) Over flexing or straining neck in head carriage so the nose is carried behind the vertical.
- 15) Excessive nosing out.

K. SEVERE FAULTS IN OVERALL PRESENTATION OF EXHIBITOR AND HORSE (AVOIDS DISQUALIFICATION BUT SHOULD BE PLACED BELOW EXHIBITORS THAT DO NOT INCUR A SEVERE FAULT

Including:

- 1) Touching horse
- 2) Grabbing saddle horn or any other part of the saddle.
- 3) Cueing with the end of the romal.
- 4) Spurring in front of the shoulder.

L. SEVERE FAULTS OF PERFORMANCE (AVOIDS DISQUALIFICATION AS ABOVE)

- 1) Kicking at other horses, exhibitors or Judge.
- 2) Severe disobedience or resistance by horse including, but not limited to rearing bucking, or pawing. If horse becomes dangerous to itself, rider or other persons the judge may disqualify this exhibitor and ask them to leave the arena immediately.

M. DISQUALIFICATIONS (SHOULD NOT BE PLACED) INCLUDING:

- 1) Failure by exhibitor to wear the correct no in a **visible** manner.
- 2) Willful abuse
- 3) Knocking over cones or going of pattern.
- 4) Excessive schooling or training.
- 5) Fall of horse or rider.
- 6) Illegal use of hands on reins.
Use of prohibited equipment

N. FAULTS WHICH CAUSE FOR DISQUALIFICATION, EXCEPT IN PRE- NOVICE AND NOVICE, AND TO BE SCORED ACCORDINGLY.

- 1) Head to low or to high.
- 2) Over flexing or straining of neck.

O. FINAL SCORING TO BE ON A BASIS OF 0 – 20 WITH APPROXIMATE BREAKDOWN AS FOLLOWS

- 1) **20-** Excellent equitation including body position and use of aids. Pattern is performed promptly, precisely and smoothly.
- 2) **18-19.** Generally excellent performance with minor fault in appearance and position of exhibitor or execution of the pattern (performance)
- 3) **16- 17.** Generally good pattern execution and equitation with one minor fault in precision or execution of pattern (performance) or appearance and position of exhibitor.
- 4) **14-15.** Average pattern that lacks quickness or precision, or rider has obvious equitation flaws that prevent effective horsemanship, or commits two or three minor faults in performance or appearance and position of exhibitor.

<u>32. TRAIL</u>

- A. This class will be judged on the performance of the horse over obstacles, with emphasis on manners, response to the rider and quality of movement. Credit will be given to horses negotiating the obstacles with style and some degree of speed, providing correctness is not sacrificed. Horses should receive credit for showing attentiveness to the obstacles and the capability of picking their own way through the course when obstacles warrant it, and willingly responding to the rider's cues on more difficult obstacles.
- B. Horses shall be penalized for any unnecessary delay while approaching or negotiating the obstacles. Horses with artificial appearance over obstacles should be penalized.
- C. Horses must not be required to work on the rail. The course must be designed, however, to require each horse to show the three gaits (walk, jog, lope) somewhere between obstacles as a part of its work, and quality of movement and cadence should be considered as part of the maneuver score. While on the line of travel between obstacles, the horse shall be balanced, carrying his head and neck in a relaxed, natural position, with the poll level with or slightly above the withers. The head should not be carried behind the vertical, giving the appearance of intimidation, or be excessively nosed out, giving a resistant appearance. Gait between obstacles shall be at the discretion of the judge.
- D. The course to be used must be posted at least one hour before scheduled starting time of the class.
- E. Scoring will be on the basis of 0-infinity, with 70 denoting an average performance. Each obstacle will receive an obstacle score that should be added or subtracted from 70 and is subject to a penalty that should be subtracted. Each obstacle will be scored on the following basis, ranging from plus 1 1/2 to minus 1 1/2:
 - a) -1 1/2 extremely poor,
 - b) -1 very poor,
 - c) -1/2 poor,
 - d) 0 correct,
 - e) +1/2 good,
 - f) +1 very good,
 - g) +1 1/2 excellent.
1. Obstacle scores are to be determined and assessed independently of penalty points. Penalties should be assessed per occurrence as follows:
- F. The following deductions will result:**

- **One-half (½) Point**

- 1) each tick of log, pole, cone, plant, or any component of the obstacle

- **One (1) Point**

- 2) each bite of or hit of or stepping on a log, cone, plant or any component of the obstacle
- 3) •incorrect or break of gait at walk or jog for two strides or less
- 4) both front or hind feet in a single-stride slot or space at a walk or jog
- 5) skipping over or failing to step into required space
- 6) split pole in lope-over ie; either set of legs on over and one behind pole.
- 7) incorrect number of strides, if specified

- **Three (3) Point**

- 1) incorrect or break of gait at walk or jog for more than 2 strides
- 2) out of lead or break of gait at lope (except when correcting an incorrect lead)
- 3) knocking down an elevated pole, cone, barrel, planet, obstacle, or severely disturbing an obstacle
- 4) stepping outside of the confines of, falling or jumping off or out of obstacle with designated boundaries with one foot once the foot has entered obstacle; including missing one element of an obstacle on a line of travel with one foot

- **Five (5) Point**

- 1) dropping slicker or object required to be carried on course
- 2) first or second cumulative refusal, balk, or evading an obstacle by shying or backing
- 3) letting go of gate or dropping rope gate
- 4) use of either hand to instill fear or praise
- 5) stepping outside the confines of, falling or jumping off or out of an obstacle with designated boundaries with more than one foot once the foot has entered obstacle; including missing one element of an obstacle on a line of travel with more than one foot
- 6) blatant disobedience (including kicking out, bucking, rearing, striking)

G. FAULTS, WHICH OCCUR ON THE LINE OF TRAVEL BETWEEN OBSTACLES, SCORED ACCORDING TO SEVERITY:

- 1) head carried too high
- 2) head carried too low (tip of ear below the withers)
- 3) over-flexing or straining neck in head carriage so the nose is carried behind the vertical
- 4) excessive nosing out
- 5) opening mouth excessively
- 6) holding saddle with either hand

H. DISQUALIFIED 0 – SCORE

- 1) use of two hands (except in snaffle bit or hackamore classes designated for two hands) or changing hands on reins;
- 2) horses shown with hackamore or snaffle bit, only one hand may be used on the reins, except that it is permissible to change hands to work an obstacle
- 3) Performing the obstacle incorrectly or other than in specified order
- 4) no attempt to perform an obstacle
- 5) equipment failure that delays completion of pattern
- 6) excessively or repeatedly touching the horse on the neck to lower the head
- 7) entering or exiting an obstacle from the incorrect side or direction
- 8) working obstacle the incorrect direction; including overturns of more than ¼ turn
- 9) Riding outside designated boundary marker of the arena or course area
- 10) Third cumulative refusal, balk, or evading an obstacle by shying or backing
- 11) Failure to ever demonstrate correct gait between obstacle as designated
- 12) Failure to follow the correct line of travel between obstacles

I. FAULTS THAT OCCUR ON THE LINE OF TRAVEL BETWEEN OBSTACLES, WHICH WILL BE CAUSE FOR DISQUALIFICATION, EXCEPT IN NOVICE AMATEUR OR NOVICE YOUTH CLASSES, WHICH SHALL BE FAULTS SCORED ACCORDING TO SEVERITY:

- 1) head carried too low (tip of ear below the withers consistently)
- 2) Over-flexing or straining neck in head carriage so the nose is carried behind the vertical consistently

- J. Management, when setting courses, should keep in mind that the idea is not to trap a horse, or eliminate it by making an obstacle too difficult. All courses and obstacles are to be constructed with safety in mind so as to eliminate any accidents. If difficult courses are set, novice trail should be less difficult. When the distances and spaces are measured between all obstacles, the inside base to inside base measurement of each obstacle considering the normal path of the horse Walk, Jog and lope [at least 50 feet (15 meters)] for the judges to evaluate these gaits.
- K. If disrupted, the course shall be reset. In the case that an obstacle is used in combination, the obstacle cannot be reset until the contestant finishes the entire obstacle.
- L. At least six obstacles must be used, three of which must be from the mandatory list of obstacles and at least three others selected from the list of optional obstacles.
- M. **Mandatory obstacles:**
- 1) Opening, passing through and closing gate. (Losing control of gate is to be penalized.) Use a gate which will not endanger horse or rider. If the gate has a metal, plastic or wooden support bar under the opening, contestants must work the gate moving forward through it.
 - 2) Ride over at least four logs or poles. These can be in a straight line, curved, zigzag or raised. The space between the logs is to be measured and the path the horse is to take should be the measuring point. Trot over's and lope over's cannot be elevated in novice classes.
 - 3) All elevated elements must be placed in a cup, notched block, or otherwise secured so they cannot roll. The height should be measured from the ground to the top of the element. Spacing for walkovers, trot over's, and lope over's should be as follows or increments thereof.
 - 4) The spacing for walkovers shall be 20" to 24" (40 cm to 60 cm) and may be elevated to 12" (30 cm). Elevated walkovers should be set at least 22" (55 cm) apart.
 - 5) The spacing for trot over's shall be 3' to 3'6" (90 cm-105 cm) and may be elevated to 8" (20 cm).
 - 6) The spacing for lope over's shall be 6' to 7' (1.8 to 2.1 meters) or increments thereof, and may be elevated to 8" (20 cm).
 - 7) Backing obstacle. Backing obstacles to be spaced a minimum of 28" (70 cm). If elevated, 30" (75 cm) spacing is required. Entrants cannot be asked to back over a stationary object such as a wooden pole or metal bar.
 - 8) Back through and around at least three markers.
 - 9) Back through L, V, U, straight or similar-shaped course. May be elevated no more than 24" (60 cm).
 - 10) Optional obstacles, but not limited to:
 - 11) Water hazard (ditch or small pond). No metal or slick bottom-boxes will be used.
 - 12) Serpentine obstacles at walk or jog. Spacing to be minimum of 6' (1.8 meters) for jog.
 - 13) Carry object from one part of arena to another. (Only objects which reasonably might be carried on a trail ride may be used.)
 - 14) Ride over wooden bridge. (Suggested minimum width shall be 36" (90 cm) wide and at least six feet long). Bridge should be sturdy, safe and negotiated at a walk only.
 - 15) Put on and remove slicker.
 - 16) Remove and replace materials from mailbox.
 - 17) Side pass (may be elevated to 12" (30 cm) maximum).
 - 18) An obstacle consisting of four logs or rails, each 5' to 7' (1.5 to 2.1 meters) long, laid in a square. Each contestant will enter the square by riding over log or rail as designated. When all four feet are inside the square, rider should execute a turn, as indicated, and depart.
 - 19) Any other safe and negotiable obstacle which could reasonably be expected to be encountered on a trail ride and meets the approval of the judge may be used.
 - 20) A combination of two or more of any obstacle is acceptable.
- N. **Unacceptable obstacles:**
- (1) Tires
 - (2) Animals
 - (3) Hides

- (4) PVC pipe
- (5) Dismounting
- (6) Jumps
- (7) Rocking or moving bridges
- (8) Water box with floating or moving parts
- (9) Flames, dry ice, fire extinguisher, etc.
- (10) Logs or poles elevated in a manner that permits such to roll
- (11) Ground ties
- (M) The judge must walk the course and has the right and duty to alter the course in any manner. The judge may remove or change any obstacle he deems unsafe or non-negotiable. If at any time a trail obstacle is deemed to be unsafe by the judge, it shall be repaired or removed from the course. If it cannot be repaired and horses have completed the course, the score for that obstacle shall be deducted from all previous works for that class.

32 A. WESTERN DRESSAGE:

1. This is a new introduction to the Western Performance disciplines and will be run as per SANEF dressage scoring and is based on the International Western Dressage class competition rules. With grading and show levels as per SANEF rules to apply.
This class will be performed in a standard dressage arena 20 mx 60 or 20mx 40m with all standard markers. And the horse will be judged on correctness of gate (paces) riders seat and application of aids and overall correctness of execution of test .the tests are pre Novice, Novice, Intermediate and Advanced grades.
2. Bit rules as per western bit ruling and requirements. For various grades and ages.
3. This class will fall under the Western Performance grading rules.

33. TIES

No class is complete until all ties through point-earning places are broken. If a tied contestant, or contestants, is disqualified in the runoff, he/she is not to be placed any lower than the lowest position for which he/she was tied. Contestants disqualified during the first run are not considered to be tied for a place even if there were fewer than ten different entries in the class.

34. NO SCORE RULING

The following will result in a no score in all disciplines:

- 1) Abuse of an animal in the arena, warm up area or on any show facility and/or evidence that an act of abuse occurred prior to or during the exhibition of a horse in competition;
- 2) Use of illegal equipment, including wire on bits, Bosals, or curb chains or straps.
- 3) Use of illegal bits, Bosals or curb chains.
- 4) Use of tie downs or nose bands.
- 5) Use of any or all types of whips.
- 6) Use of any illegal equipment.
- 7) Use of any attachment or substance which alters the movement of, or circulation to, tail.
- 8) Use of any illegal substances that may alter the horses performance.
- 9) Disrespect or misconduct by exhibitor toward officials, spectators, announcer, or other exhibitors.
- 10) Judge may ask the exhibitor to leave the arena for disrespectful conduct towards the Judge or Judges Scribe.
- 11) Failure to enter the arena in a timely fashion defined as 1 minute from when the class is called.
- 12) The judge may excuse a horse at any time while in the arena for unsafe behavior or improper exhibition pertaining to both the horse and/or rider.
- 13) Judge may excuse horse from class if in his mind the horse is lame, or sore.

- 14) **Reining Only:** Failure to dismount and to present horse and equipment the appropriate judge /Marshal for inspection.
- 15) Horses Jumping out or leaving arena during a class.
- 16) Fall of horse or rider during a class.
- 17) Wearing the incorrect no.

35. REINING PATTERNS.

PRE-NOVICE / NOVICE (Non Graded)

SANEF Pre-Novice Patterns

NOVICE (Graded)

SANEF Novice Patterns

INTERMEDIATE / ADVANCED

SANEF and FEI Patterns

36. SCORING CONVERSION

2010 important information

CHANGE OVER FROM Non Pro and Rookie Pro As from the 1st July, 2009.

Previous Non Pro riders may nominate their current registered horses into one of the following grades.

- 1) Pre Novice
- 2) Novice
- 3) Intermediate

Previous Rookie Pro riders may nominate their current registered horses into one of the following grades.

- 1) Pre Novice,
- 2) Novice
- 3) Intermediate
- 4) Advanced

ADENDUM

- 1) **As from the 8.30 am 29th March 2011** the rider will no longer have the choice of nominating a grade to start a horse.
- 2) All Horses will start off as Novice either Un- Reg or Registered this is at the Owners Discretion, and will be required to work their way up the grades.
With one exception:
- 3) **Recommended that advanced riders starting a new novice that most be nominate either to start as novice** with 10 points or immediately nominate up to Intermediate.
- 4) The only exception to this rule will be on Imported Horses and previously registered Rookie Pro horse that will be assessed on their previous or current achievements and graded accordingly by the SANEF technical committee.