

# 2011 EQUITATION TESTS : OPEN TEST 1

## Heights

Pony Riders: 90 cm  
Juniors & Adults: 1.10 m

Show \_\_\_\_\_

Class \_\_\_\_\_

Competitor No.

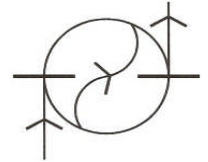
Judge \_\_\_\_\_

Date \_\_\_\_\_

*All flatwork to be ridden without stirrups unless otherwise stated  
All jumping movements & Part 2 to be ridden with stirrups unless otherwise stated*

### PART 1

On same straight line show +/- 10m walk and +/- 20m trot (all one hand)
Trot +/- 10m circle
Canter +/- 15m circle
Lengthen the canter
On a +/- 20m circular track: Jump 2 verticals, change rein through middle of circle Jump 2 verticals in the opposite direction (4 efforts)



of 20

### PART 2

Jump the course
Rhythm:
Track:
Accuracy:
Position:

of 20

### PART 3

Figure 8, 3 circles:	1st circle trot sitting
	2nd circle canter, change through walk
	3rd circle canter
Lengthen the canter	
Collect the canter +/- 30m	
Canter 3 jumps showing a change of direction	

of 20

### Penalties

Error: -2 Knock: -2 Refusal: -4 Fall: elimination

# 2011 EQUITATION TESTS : OPEN TEST 2

## Heights

Pony Riders: 90 cm  
Juniors & Adults: 1.10 m

Show \_\_\_\_\_

Class \_\_\_\_\_

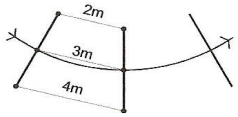
Competitor No.

Judge \_\_\_\_\_

Date \_\_\_\_\_

*All flatwork to be ridden without stirrups unless otherwise stated  
All jumping movements & Part 2 to be ridden with stirrups unless otherwise stated*

### PART 1

Enter at canter	
Lengthen the canter	
Collect the canter	
Serpentine:	1st loop collected canter 2nd loop trot 3rd loop trot
Jump 3 bounces on curve	 <p>Heights: Ponies 50cm Horses 60 cm</p> <p>Distances for <b>ungraded classes</b> : 2,5m, 3,0m 3,5m(poles 3,6m)</p>

of 20

### PART 2

Jump the course
Rhythm:
Track:
Accuracy:
Position:

of 20

### PART 3

Trot figure 8 (2 circles)
Canter and show 1 change on a straight line
Canter 2 verticals on a related distance twice, adding a stride the second time (3 - 6 strides)

of 20

Penalties

Error: -2 Knock: -2 Refusal: -4 Fall: elimination

# 2011 EQUITATION TESTS : OPEN TEST 3

Heights

Pony Riders: 90 cm  
Juniors & Adults: 1.10 m

Show \_\_\_\_\_

Class \_\_\_\_\_

Competitor No.

Judge \_\_\_\_\_

Date \_\_\_\_\_

*All flatwork to be ridden without stirrups unless otherwise stated  
All jumping movements & Part 2 to be ridden with stirrups unless otherwise stated*

## PART 1

Enter at trot
Canter +/- 10m circle
Walk +/- 5m on straight line and canter on the same straight line on opposite leg
Canter circle +/- 10m
Canter 2 verticals on a related distance twice, adding a stride the second time (3 - 6 strides)

of 20

## PART 2

Jump the course
Rhythm:
Track:
Accuracy:
Position:

of 20

## PART 3

Enter at trot
Canter and show one change of leg through walk
Lengthen the canter
Collect the canter +/- 15m circle
Canter a single vertical on a figure 8 track (3 efforts)



of 20

Penalties

Error: -2 Knock: -2 Refusal: -4 Fall: elimination

# 2011 EQUITATION TESTS : OPEN TEST 4

## Heights

Pony Riders: 90 cm  
Juniors & Adults: 1.10 m

Show \_\_\_\_\_

Class \_\_\_\_\_

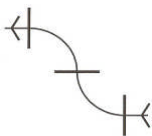
Competitor No.

Judge \_\_\_\_\_

Date \_\_\_\_\_

*All flatwork to be ridden without stirrups unless otherwise stated  
All jumping movements & Part 2 to be ridden with stirrups unless otherwise stated*

### PART 1

Enter at trot sitting	
Trot Deep S:	1st loop trot rising 2nd loop trot sitting
Canter, and on a circular track show +/- 6 - 8 strides lengthening, +/- 6 - 8 strides collection and repeat (max 2 circles)	
Halt	
Rein back 3 - 6 strides	
Canter related "S Bend", +/- 6 strides	
<i>Dimensions: as per Eq. Rules Book</i>	

of 20

### PART 2

Jump the course
Rhythm:
Track:
Accuracy:
Position:

of 20

### PART 3

Enter at trot
Canter and lengthen the canter
Collect the canter on a figure 8, 2 circles, showing flying change or change through walk
Jump one jump (no stirrups)
Jump two other fences

of 20

#### Penalties

Error: -2 Knock: -2 Refusal: -4 Fall: elimination

# 2011 EQUITATION TESTS : OPEN TEST 5

## Heights

Pony Riders: 90 cm  
Juniors & Adults: 1.10 m

Show \_\_\_\_\_

Class \_\_\_\_\_

Competitor No.

Judge \_\_\_\_\_

Date \_\_\_\_\_

*All flatwork to be ridden without stirrups unless otherwise stated  
All jumping movements & Part 2 to be ridden with stirrups unless otherwise stated*

### **PART 1**

Enter at canter and show one change through walk (one hand)

Trot

Show +/- 15m leg yield on both reins

Jump one jump on a figure 8 track (3 efforts)



of 20

### **PART 2**

Jump the course

Rhythm:

Track:

Accuracy:

Position:

of 20

### **PART 3**

Enter at canter

Figure 8, 3 circles:      1st circle canter  
   2nd circle trot  
   3rd circle canter

Jump one jump, no stirrups

Jump two other jumps

of 20

Penalties

Error: -2    Knock: -2    Refusal: -4    Fall: elimination

# 2011 EQUITATION TESTS : OPEN TEST 6

## Heights

Pony Riders: 90 cm  
Juniors & Adults: 1.10 m

Show \_\_\_\_\_

Class \_\_\_\_\_

Competitor No.

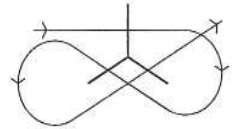
Judge \_\_\_\_\_

Date \_\_\_\_\_

*All flatwork to be ridden without stirrups unless otherwise stated  
All jumping movements & Part 2 to be ridden with stirrups unless otherwise stated*

### PART 1

Enter at trot sitting
Collect canter +/- 15m circle
Lengthen canter +/- 20m circle
Canter and show one change of leg through walk on a straight line
Jump Mercedes



of 20

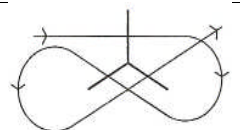
### PART 2

Jump the course
Rhythm:
Track:
Accuracy:
Position:

of 20

### PART 3

Trot figure 8, 2 circles
Canter and lengthen the canter
Collect the canter +/- 15m circle
Jump the Mercedes



of 20

Penalties

Error: -2 Knock: -2 Refusal: -4 Fall: elimination

# 2011 EQUITATION TESTS : OPEN TEST 7

## Heights

Pony Riders: 90 cm  
Juniors & Adults: 1.10 m

Show \_\_\_\_\_

Class \_\_\_\_\_

Competitor No.

Judge \_\_\_\_\_

Date \_\_\_\_\_

*All flatwork to be ridden without stirrups unless otherwise stated  
All jumping movements & Part 2 to be ridden with stirrups unless otherwise stated*

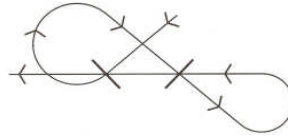
### PART 1

Enter at trot

Canter

Collected canter on a half +/- 10m circle,  
Flying change or simple change through walk,  
Collected canter on a half +/- 10m circle

Canter the "Looping Star"



Horses: 12.5m/14.5m/16.5m  
Ponies: 12.0m/14.0m/16.0m  
(Poles to be 3.6m length)

of 20

### PART 2

Jump the course

Rhythm:

Track:

Accuracy:

Position:

of 20

### PART 3

Trot +/- 10m circle

Collected canter +/- 15m circle

Lengthen Canter

Canter 2 verticals on a related distance twice, adding a stride the second time (3 - 6 strides)

of 20

Penalties

Error: -2 Knock: -2 Refusal: -4 Fall: elimination

# 2011 EQUITATION TESTS : OPEN TEST 8

## Heights

Pony Riders: 90 cm  
Juniors & Adults: 1.10 m

Show \_\_\_\_\_

Class \_\_\_\_\_

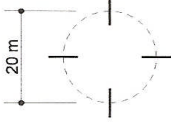
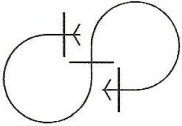
Competitor No.

Judge \_\_\_\_\_

Date \_\_\_\_\_

*All flatwork to be ridden without stirrups unless otherwise stated  
All jumping movements & Part 2 to be ridden with stirrups unless otherwise stated*

### PART 1

Enter at trot	
Canter and canter 4 poles on a circular track twice - 8 efforts (no stirrups)	
Walk, halt and rein back 3 - 5 steps	
Canter from walk	
Jump the "Zig-zag" (3 efforts)	


of 20

### PART 2

Jump the course
Rhythm:
Track:
Accuracy:
Position:

of 20

### PART 3

Enter and show rising and sitting trot	
Canter 3 loop serpentine showing changes through the walk	
Jump the "Zig-zag" (3 efforts)	

of 20

Penalties

Error: -2 Knock: -2 Refusal: -4 Fall: elimination

# 2011 EQUITATION TESTS : OPEN TEST 9

## Heights

Pony Riders: 90 cm  
Juniors & Adults: 1.10 m

Show \_\_\_\_\_

Class \_\_\_\_\_

Competitor No.

Judge \_\_\_\_\_

Date \_\_\_\_\_

*All flatwork to be ridden without stirrups unless otherwise stated  
All jumping movements & Part 2 to be ridden with stirrups unless otherwise stated*

### **PART 1**

Enter at canter and show 2 changes of leg through walk on a straight line
Canter 2 verticals on a related distance twice, adding a stride the second time (3 - 6 strides)
Trot sitting and show leg yielding in both directions
Halt

of 20

### **PART 2**

Jump the course
Rhythm:
Track:
Accuracy:
Position:

of 20

### **PART 3**

Serpentine:	1st loop rising trot
	2nd loop sitting trot
	3rd loop canter
Canter and show one change of leg through walk on a straight line	
Jump 3 fences, including a related distance	

of 20

### Penalties

*Error: -2 Knock: -2 Refusal: -4 Fall: elimination*

# 2011 EQUITATION TESTS : OPEN TEST 10

## Heights

Pony Riders: 90 cm  
Juniors & Adults: 1.10 m

Show \_\_\_\_\_

Class \_\_\_\_\_

Judge \_\_\_\_\_

Date \_\_\_\_\_

Competitor No.

*All flatwork to be ridden without stirrups unless otherwise stated  
All jumping movements & Part 2 to be ridden with stirrups unless otherwise stated*

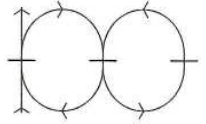
### PART 1

Competitors to show 3 flatwork movements, to include in any order:

1. Transitions, lengthening and collection
2. Lateral work
3. Flying changes or counter canter

Walk, trot, canter to be shown

Canter 3 jumps set on a serpentine track (5 efforts)



of 20

### PART 2

Jump the course

Rhythm:

Track:

Accuracy:

Position:

of 20

### PART 3

Serpentine: 1st loop canter, change through walk

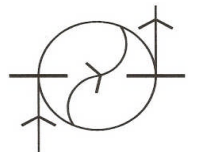
2nd loop canter

3rd loop trot sitting

Canter 2 verticals on a circular track,

Change rein through centre of circle,

Jump same 2 verticals in reverse direction (4 efforts)



of 20

Penalties

Error: -2 Knock: -2 Refusal: -4 Fall: elimination

## EQUITATION MOVEMENTS 2011

\* **CIRCLES:**

Circles are 20m in diameter unless otherwise specified.

\* **TROTTING POLES:**

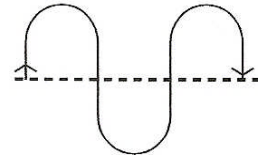
4- 6 poles which are to be 1,40m apart for horses and 1,20m for ponies.

\* **FIGURE 8:**

Circles should be not more than 20m in diameter and equal in size.  
The movement should begin and end at the centre point of the figure 8.

\* **SERPENTINE:**

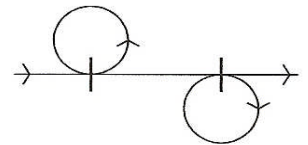
The shape is slightly variable depending on the shape and size of the arena available. All loops should be equal in size. The movement starts and finishes on an imaginary centre line.

\* **DEEP S:**

Deep S to be ridden in trot and/or canter as directed.  
The S is ridden on circular tracks of 15 - 20m with the rider doubling back in the change of direction. Both "loops" to be equal in size

\* **TROT CIRCLES OVER POLES ON THE GROUND:**

Circles should be between 10m and 15m in diameter, both being the same size.

\* **MOVEMENT WITH ONE HAND:**

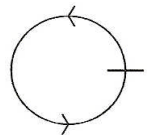
The competitor places both reins and the stick in one hand and the other hand remains along the side of the rider behind the thigh in a **relaxed** manner at the start of the movement. The reins are taken up again once the movement is complete.

\* **LENGTHENING AND COLLECTION ON A CIRCLE:**

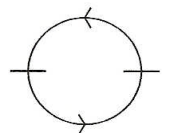
The lengthening and collection must be more instant than gradual.

\* **CANTER ONE JUMP ON A CIRCULAR TRACK:**

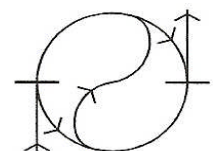
The circle must be 20m diameter.

\* **CANTER TWO JUMPS ON A CIRCULAR TRACK (1):**

Jumps to be approximately 20m centre to centre

\* **CANTER TWO JUMPS ON A CIRCULAR TRACK (2):**

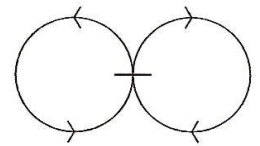
Canter 2 jumps (set 15-20m apart centre to centre) on a circular track, change through the circle and jump both jumps in the opposite direction. The circular track is to be maintained over the jumps.  
2 efforts on right rein and 2 efforts on left rein



## EQUITATION MOVEMENTS 2011(cont.)

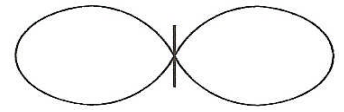
\* **JUMP A SINGLE VERTICAL ON A FIGURE 8 TRACK (Novice & Intermediate):**

3 Jumping efforts



\* **JUMP A SINGLE VERTICAL ON A FIGURE 8 TRACK (Open):**

3 Jumping efforts



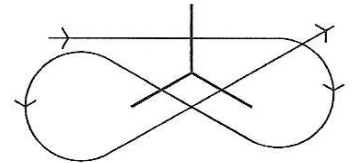
\* **MERCEDES:**

The Mercedes jump consists of 3 vertical jumps resembling a mercedes sign. The competitor may start on either rein in any direction. The pattern is the following:

Jump one element


Go around the element nearest you and jump the second element

Change rein and jump the final element



\* **JUMP A ZIG-ZAG**

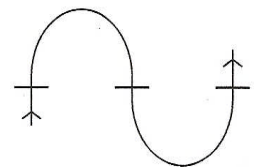
The zig-zag consists of 3 vertical jumps built at right angles. The competitor may start on either rein at one end of the zig-zag and jump each vertical at the centre, landing on the correct leg - 3 jumping efforts. Loops between jumps should be the same size. As this exercise helps to prepare horse for a jump off in show jumping, the aim is for the loops not to be large.



\* **SERPENTINE OVER 3 VERTICALS SET IN A STRAIGHT LINE (1):**

Canter a serpentine over 3 verticals set in a straight line. Jumps to be 15-20m apart centre to centre.

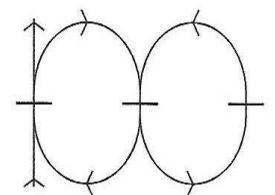
3 jumping efforts - loops to be the same size.



\* **SERPENTINE OVER 3 VERTICALS SET IN A STRAIGHT LINE (2):**

Canter a serpentine over 3 verticals set in a straight line. Jumps to be 15-20m apart centre to centre.

5 jumping efforts - loops to be the same size.



\* **3 BOUNCES ON A CURVE (OPEN):**

Canter 3 bounces set on a curve.

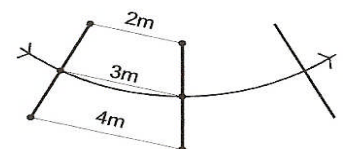
Heights: Ponies - 50cm                      Horses - 60cm

All dimensions based on 3,6m pole length

This movement requires rider to approach on an approx. 10m curve.

For **Ungraded Classes** dimensions should be as Intermediate diagram below

Note to course builder: The centre of each pole should follow a perfect curve



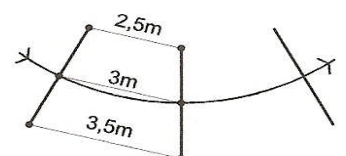
\* **3 BOUNCES ON A CURVE (INTERMEDIATE):**

Canter 3 bounces set on a curve.

Heights: Ponies - 50cm                      Horses - 60cm

All dimensions based on 3,6m pole length

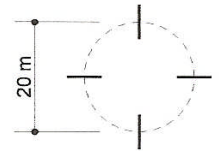
This movement requires rider to approach on an approx. 20m curve.



## EQUITATION MOVEMENTS 2011(cont.)

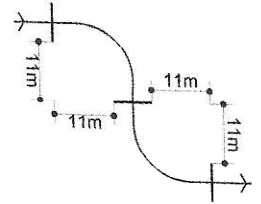
### \* 4 POLES ON A CIRCULAR TRACK:

Canter 4 poles on a circular track. Poles to be 20m apart centre to centre. Competitor should aim to put the same number of strides between each pole while maintaining balance and rhythm on the circle.



### \* THE "S" BEND

Canter 2 related distances (5-6 strides) on the curve. Should ideally be jumped showing as smooth and accurate a track as possible between fences 1 and 2 and 2 and 3. The exercise may be jumped in either direction.

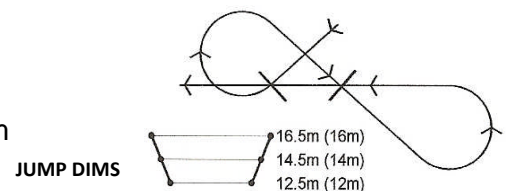


### \* RELATED DISTANCE:

Jump a related distance twice, adding a stride the second time. Any two **VERTICALS**, 3 - 6 strides apart, may be chosen. Verticals should be on a straight line. Should the competitor refuse at the 2nd vertical on either of the 2 rides, both verticals must be retaken to show the required number of strides.

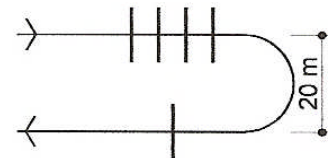
### \* LOOPING STAR:

Approach and jump either fence to start. Half circle and jump 2nd fence. Loop back on oneself and jump both fences in a straight line. Dimensions shown are based on 3,6m pole lengths (pony dims shown in brackets).



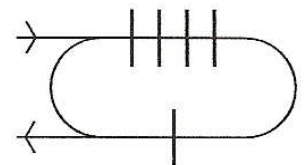
### \* TROT TROTting POLES AND CANTER JUMP (1):

The competitor may ride the exercise on either rein. Approach 4 poles in trot. Pick up canter before the jump, on a circular track, and canter the jump.



### \* TROT TROTting POLES AND CANTER JUMP (2):

The competitor may ride the exercise on either rein. Approach 4 poles in trot. Pick up canter before the jump, on a circular track, and canter the jump. Return to the trot on a circular track and repeat poles and jump.



### \* GYMNASTICS:

The heights of gymnastic exercises should be approximately 10cm lower than the recommended show jumping height for that class.

### \* LEG YIELDING:

It is recommended that leg yielding movements should be ridden in clear view of the judges.