

2011 EQUITATION TESTS : INTERMEDIATE TEST 1

Heights

Pony Riders: 80 cm
Juniors & Adults: 1.00 m

Show _____

Class _____

Competitor No.

Judge _____

Date _____

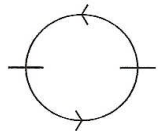
PART 1

Enter at canter and show 1 change of leg through trot

Trot +/- 15m circle

Halt

Canter 2 jumps on a circular track twice



of 20

PART 2

Jump the course

Rhythm:

Track:

Accuracy:

Position:

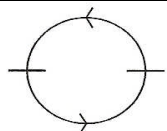
of 20

PART 3

Trot figure 8, +/- 15m circles (2 circles)

Canter

Canter 2 jumps on a circular track twice



Riders in part 3 will swop at the discretion of the judges

of 20

Penalties

Error: -2 Knock: -2 Refusal: -4 Fall: elimination

2011 EQUITATION TESTS : INTERMEDIATE TEST 2

Heights

Pony Riders: 80 cm
Juniors & Adults: 1.00 m

Show _____

Class _____

Competitor No.

Judge _____


Date _____

PART 1

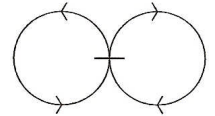
Enter at trot sitting, no stirrups

Trot circle +/- 15m, no stirrups

Canter deep S, changing leg through trot



Canter a single vertical on a figure 8 track (3 efforts)



of 20

PART 2

Jump the course

Rhythm:

Track:

Accuracy:

Position:

of 20

PART 3

Enter trot sitting (no stirrups)

Canter 20m circle

Canter 2 jumps

Riders in part 3 will swop at the discretion of the judges

of 20

Penalties

Error: -2 Knock: -2 Refusal: -4 Fall: elimination

2011 EQUITATION TESTS : INTERMEDIATE TEST 3

Heights

Pony Riders: 80 cm
Juniors & Adults: 1.00 m

Show _____


Class _____

Competitor No.

Judge _____

Date _____

PART 1

Enter at trot, no stirrups		
Serpentine 3 loops, no stirrups		
1st loop canter, change through trot		
2nd loop canter		
3rd loop trot		
Trot the gymnastic (trot poles/bounce/1 stride to upright)		Horses: 1.4m/2.7m/3.1m/6.5m Ponies: 1.2m/2.4m/3.0m/6.0m

of 20

PART 2

Jump the course
Rhythm:
Track:
Accuracy:
Position:

of 20

PART 3

Trot figure 8, 2 circles (no stirrups)
Canter and show one change of leg through trot
Canter 2 verticals on a related distance (3 - 6 strides)

Riders in part 3 will swop at the discretion of the judges

of 20

Penalties

Error: -2 Knock: -2 Refusal: -4 Fall: elimination

2011 EQUITATION TESTS : INTERMEDIATE TEST 4

Heights

Pony Riders: 80 cm
Juniors & Adults: 1.00 m

Show _____

Class _____

Competitor No.

Judge _____

Date _____

PART 1

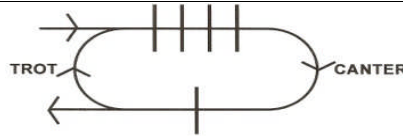
Enter at trot sitting, no stirrups

Canter +/- 20m circle (1 hand)

Canter on straight line and show one change through trot, on straight line

Trot the trotting poles and canter the jump

Repeat the exercise



Horses: Trot poles 1.4m apart
Ponies: Trot poles 1.2m apart

of 20

PART 2

Jump the course

Rhythm:

Track:

Accuracy:

Position:

of 20

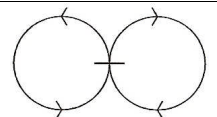
PART 3

Enter at trot

Trot +/- 15m circle

On a straight line, canter right

Canter a single vertical on a figure 8 track (3 efforts)



Riders in part 3 will swop at the discretion of the judges

of 20

Penalties

Error: -2 Knock: -2 Refusal: -4 Fall: elimination

2011 EQUITATION TESTS : INTERMEDIATE TEST 5

Heights

Pony Riders: 80 cm
Juniors & Adults: 1.00 m

Show _____

Class _____

Competitor No.

Judge _____

Date _____

PART 1

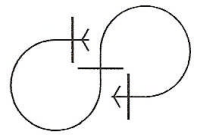
Enter at trot sitting (no stirrups)

Canter one +/- 15m circle

Trot +/- 10m on a straight line

Canter 2nd +/- 15m circle on opposite rein

Jump the zig-zag (3 efforts)



of 20

PART 2

Jump the course

Rhythm:

Track:

Accuracy:

Position:

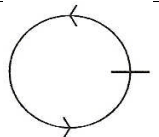
of 20

PART 3

Enter at canter and show one change of leg through trot

Trot +/- 20m circle

Canter one jump on a circular track twice



Show transition to trot and to walk

Riders in part 3 will swap at the discretion of the judges

of 20

Penalties

Error: -2 Knock: -2 Refusal: -4 Fall: elimination

2011 EQUITATION TESTS : INTERMEDIATE TEST 6

Heights

Pony Riders: 80 cm
Juniors & Adults: 1.00 m

Show _____

Class _____

Competitor No.

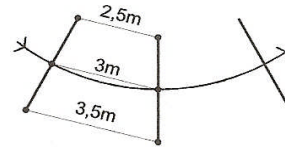
Judge _____

Date _____

PART 1

Enter at canter on a straight line, walk, and canter on same leg on a straight line (no stirrups)

Jump 3 bounces on curve



Heights: Ponies 50cm
Horses 60 cm

Trot +/- 15m circle

Halt

of 20

PART 2

Jump the course

Rhythm:

Track:

Accuracy:

Position:

of 20

PART 3

Enter at trot and trot +/- 15m circle

On straight line, canter left

Canter +/- 15m circle

Canter 3 fences, including a related distance (3 - 6 strides)

Riders in part 3 will swop at the discretion of the judges

of 20

Penalties

Error: -2 Knock: -2 Refusal: -4 Fall: elimination

2011 EQUITATION TESTS : INTERMEDIATE TEST 7

Heights

Pony Riders: 80 cm

Juniors & Adults: 1.00 m

Show _____

Class _____

Competitor No.

Judge _____

Date _____

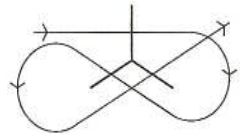
PART 1

Enter showing sitting and rising trot (no stirrups)

Canter +/-20m circle (no stirrups)

Lengthen the canter

Canter the mercedes



of 20

PART 2

Jump the course

Rhythm:

Track:


Accuracy:

Position:

of 20

PART 3

Trot deep S (sitting trot, no stirrups)



Halt (no stirrups)

Canter and show one change of leg through trot on a straight line

Canter 2 verticals on a related distance (3 - 6 strides)

Riders in part 3 will swop at the discretion of the judges

of 20

Penalties

Error: -2 Knock: -2 Refusal: -4 Fall: elimination

2011 EQUITATION TESTS : INTERMEDIATE TEST 8

Heights

Pony Riders: 80 cm
Juniors & Adults: 1.00 m

Show _____

Class _____

Competitor No.

Judge _____

Date _____

PART 1

Enter at trot sitting, no stirrups, and show +/- 10m of leg yield in both directions

Canter 2 poles set in a straight line (18.5m apart)

Canter same 2 poles in opposite direction, adding a stride

Canter the gymnastic

(bounce/bounce/1 stride vertical/1 stride vertical)



Horses: 3.3m/3.5m/6.3m/6.8m

Ponies: 3.1m/3.2m/6.1m/6.5m

of 20

PART 2

Jump the course

Rhythm:

Track:

Accuracy:

Position:

of 20

PART 3

Figure 8, no stirrups: 1st circle trot

2nd circle canter (change through trot)

3rd circle canter

Canter the gymnastic

(bounce/bounce/1 stride vertical/1 stride vertical)



Horses: 3.3m/3.5m/6.3m/6.8m

Ponies: 3.1m/3.2m/6.1m/6.5m

Canter 1 jump

Riders in part 3 will swop at the discretion of the judges

of 20

Penalties

Error: -2 Knock: -2 Refusal: -4 Fall: elimination

2011 EQUITATION TESTS : INTERMEDIATE TEST 9

Heights

Pony Riders: 80 cm
Juniors & Adults: 1.00 m

Show _____

Class _____

Competitor No.

Judge _____

Date _____

PART 1

Enter trot sitting (no stirrups)	
Canter and lengthen the canter	
Collected canter +/- 20m circle	
Canter 4 poles, trot and walk in straight line	<i>Horses: 3.2m</i> <i>Ponies: 3.0m</i>
Roll back and canter poles in reverse direction	

 of 20

PART 2

Jump the course
Rhythm:
Track:
Accuracy:
Position:

 of 20

PART 3

Trot +/- 15m circle sitting (no stirrups)
Canter +/- 15m circle (no stirrups)
Canter 3 jumps showing a change of direction

Riders in part 3 will swop at the discretion of the judges

 of 20

Penalties Error: -2 Knock: -2 Refusal: -4 Fall: elimination

2011 EQUITATION TESTS : INTERMEDIATE TEST 10

Heights

Pony Riders: 80 cm
Juniors & Adults: 1.00 m

Show _____

Class _____

Competitor No.

Judge _____

Date _____

PART 1

Enter at trot (no stirrups)

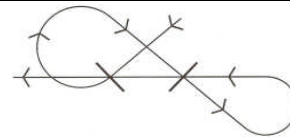
Trot circle +/- 15m (no stirrups)

Canter and lengthen the canter

Collect the canter on a +/- 15m circle

Canter and show one change of leg

Jump the looping star



Horses: 12.5m/14.5m/16.5m
Ponies: 12.0m/14.0m/16.0m
(Poles to be 3.6m length)

of 20

PART 2

Jump the course

Rhythm:

Track:

Accuracy:

Position:

of 20

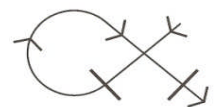
PART 3

Trot +/- 15m circle (no stirrups)

Canter deep S, changing through trot



Jump first 2 elements of looping star as ridden in Part 1



Canter 1 jump, no stirrups

Riders in part 3 will swop at the discretion of the judges

of 20

Penalties

Error: -2 Knock: -2 Refusal: -4 Fall: elimination

EQUITATION MOVEMENTS 2011

* **CIRCLES:**

Circles are 20m in diameter unless otherwise specified.

* **TROTTING POLES:**

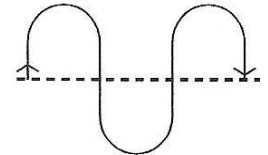
4- 6 poles which are to be 1,40m apart for horses and 1,20m for ponies.

* **FIGURE 8:**

Circles should be not more than 20m in diameter and equal in size. The movement should begin and end at the centre point of the figure 8.


* **SERPENTINE:**

The shape is slightly variable depending on the shape and size of the arena available. All loops should be equal in size. The movement starts and finishes on an imaginary centre line.



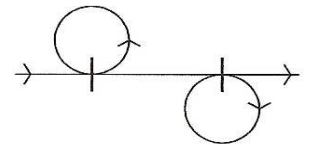
* **DEEP S:**

Deep S to be ridden in trot and/or canter as directed. The S is ridden on circular tracks of 15 - 20m with the rider doubling back in the change of direction. Both "loops" to be equal in size



* **TROT CIRCLES OVER POLES ON THE GROUND:**

Circles should be between 10m and 15m in diameter, both being the same size.



* **MOVEMENT WITH ONE HAND:**

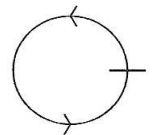
The competitor places both reins and the stick in one hand and the other hand remains along the side of the rider behind the thigh in a **relaxed** manner at the start of the movement. The reins are taken up again once the movement is complete.

* **LENGTHENING AND COLLECTION ON A CIRCLE:**

The lengthening and collection must be more instant than gradual.

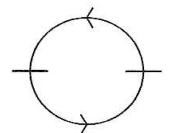
* **CANTER ONE JUMP ON A CIRCULAR TRACK:**

The circle must be 20m diameter.



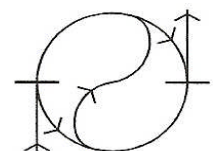
* **CANTER TWO JUMPS ON A CIRCULAR TRACK (1):**

Jumps to be approximately 20m centre to centre



* **CANTER TWO JUMPS ON A CIRCULAR TRACK (2):**

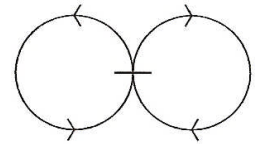
Canter 2 jumps (set 15-20m apart centre to centre) on a circular track, change through the circle and jump both jumps in the opposite direction. The circular track is to be maintained over the jumps. 2 efforts on right rein and 2 efforts on left rein



EQUITATION MOVEMENTS 2011(cont.)

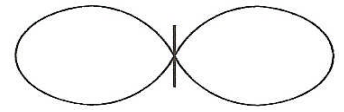
* **JUMP A SINGLE VERTICAL ON A FIGURE 8 TRACK (Novice & Intermediate):**

3 Jumping efforts



* **JUMP A SINGLE VERTICAL ON A FIGURE 8 TRACK (Open):**

3 Jumping efforts



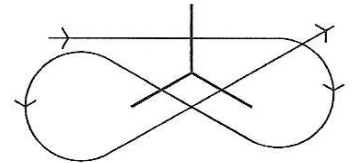
* **MERCEDES:**

The Mercedes jump consists of 3 vertical jumps resembling a mercedes sign. The competitor may start on either rein in any direction. The pattern is the following:

Jump one element


Go around the element nearest you and jump the second element

Change rein and jump the final element



* **JUMP A ZIG-ZAG**

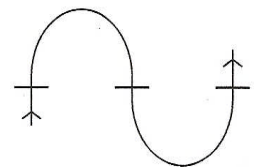
The zig-zag consists of 3 vertical jumps built at right angles. The competitor may start on either rein at one end of the zig-zag and jump each vertical at the centre, landing on the correct leg - 3 jumping efforts. Loops between jumps should be the same size. As this exercise helps to prepare horse for a jump off in show jumping, the aim is for the loops not to be large.



* **SERPENTINE OVER 3 VERTICALS SET IN A STRAIGHT LINE (1):**

Canter a serpentine over 3 verticals set in a straight line. Jumps to be 15-20m apart centre to centre.

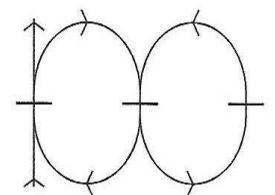
3 jumping efforts - loops to be the same size.



* **SERPENTINE OVER 3 VERTICALS SET IN A STRAIGHT LINE (2):**

Canter a serpentine over 3 verticals set in a straight line. Jumps to be 15-20m apart centre to centre.

5 jumping efforts - loops to be the same size.



* **3 BOUNCES ON A CURVE (OPEN):**

Canter 3 bounces set on a curve.

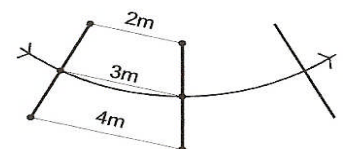
Heights: Ponies - 50cm Horses - 60cm

All dimensions based on 3,6m pole length

This movement requires rider to approach on an approx. 10m curve.

For **Ungraded Classes** dimensions should be as Intermediate diagram below

Note to course builder: The centre of each pole should follow a perfect curve



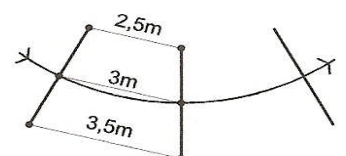
* **3 BOUNCES ON A CURVE (INTERMEDIATE):**

Canter 3 bounces set on a curve.

Heights: Ponies - 50cm Horses - 60cm

All dimensions based on 3,6m pole length

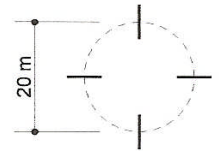
This movement requires rider to approach on an approx. 20m curve.



EQUITATION MOVEMENTS 2011(cont.)

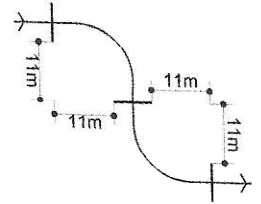
* 4 POLES ON A CIRCULAR TRACK:

Canter 4 poles on a circular track. Poles to be 20m apart centre to centre. Competitor should aim to put the same number of strides between each pole while maintaining balance and rhythm on the circle.



* THE "S" BEND

Canter 2 related distances (5-6 strides) on the curve. Should ideally be jumped showing as smooth and accurate a track as possible between fences 1 and 2 and 2 and 3. The exercise may be jumped in either direction.

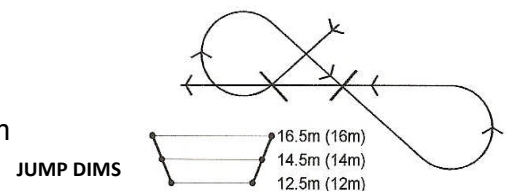


* RELATED DISTANCE:

Jump a related distance twice, adding a stride the second time. Any two **VERTICALS**, 3 - 6 strides apart, may be chosen. Verticals should be on a straight line. Should the competitor refuse at the 2nd vertical on either of the 2 rides, both verticals must be retaken to show the required number of strides.

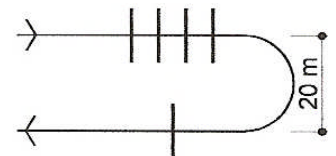
* LOOPING STAR:

Approach and jump either fence to start. Half circle and jump 2nd fence. Loop back on oneself and jump both fences in a straight line. Dimensions shown are based on 3,6m pole lengths (pony dims shown in brackets).



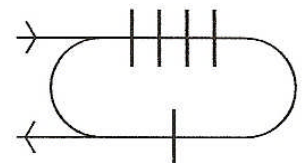
* TROT TROTting POLES AND CANTER JUMP (1):

The competitor may ride the exercise on either rein. Approach 4 poles in trot. Pick up canter before the jump, on a circular track, and canter the jump.



* TROT TROTting POLES AND CANTER JUMP (2):

The competitor may ride the exercise on either rein. Approach 4 poles in trot. Pick up canter before the jump, on a circular track, and canter the jump. Return to the trot on a circular track and repeat poles and jump.



* GYMNASTICS:

The heights of gymnastic exercises should be approximately 10cm lower than the recommended show jumping height for that class.

* LEG YIELDING:

It is recommended that leg yielding movements should be ridden in clear view of the judges.