



SOUTH AFRICAN NATIONAL EQUESTRIAN FEDERATION

NATIONAL DRIVING RULES

REVISED JULY 2011

PREAMBLE

The present edition of the Rules for Driving Events comes into force on 1 MAY 2010.

As from this date, all other texts covering the same matter (other edition, official minutes, memoranda or bulletins) issued previously are superseded.

Although this booklet sets out the detailed rules of SANEF governing the South African Driving Events, it must be read in conjunction with the General Regulations and the Veterinary Regulations.

Every eventuality cannot be provided for in these Rules. In any unforeseen or exceptional circumstances, it is the duty of the Jury to make a decision in a sporting spirit and approaching as nearly as possible to the intention of the Rules and of the General Regulations of SANEF.

In all equestrian sports the interests of the horse must be considered paramount.

CONTENTS

INDEX	•	1
SECTION 61	• INTRODUCTION	4
61.1.0	• General	4
61.2.0	• Organising Committees	4
61.3.0	• Competitions	5
SECTION 62	• CONDITIONS	6
62.1.0	• The Competitor – Dress and Whip	6
62.2.0	• Vehicles	7
62.3.0	• Harness	8
62.4.0	• Shoeing	9
62.5.0	• Horses	9
62.6.0	• Entries	10
62.7.0	• Inspections and Examinations of Horses, Control of Medications and Passports of Horses	10
62.8.0	• Order of Starting for Individual Competitions	11
62.9.0	• Assistance	12
62.10.0	• Cruelty	12
62.11.0	• Protests	13
SECTION 63	• OFFICIALS	14
63.1.0	• Officials	14
63.2.0	• Appeal Committee	15
SECTION 64	• CLASSIFICATION	16
64.1.0	• Scoring	16
64.2.0	• Classification in Combined Driving Events	16
SECTION 65	• PRESENTATION AND DRESSAGE	17
65.1.0	• General Rules and Principles	17
65.2.0	• Method of Judging	18
65.3.0	• Size of Arena	19
65.4.0	• Scoring	19
SECTION 66	• THE MARATHON (COMPETITION B)	22
66.1.0	• The Competition	22
66.2.0	• The Course	22
66.3.0	• Marathon Hazards	24
66.4.0	• Time	26
66.5.0	• Penalty Points (for Separate Classes)	28

66.6.0	• Judges, Section Marshals, Hazard Marshals and Timekeepers	31
66.7.0	• Starts and Rest Halts	32
66.8.0	• Classification	32
SECTION 67	OBSTACLE DRIVING TEST (COMPETITION C)	33
67.1.0	• General	33
67.2.0	• Obstacles	35
67.3.0	• Fault Competition	37
67.4.0	• Time Competition	39
SECTION 68	COMPETITIONS -PRESENTATION AND DRESSAGE	41
68.1.0	• Judging of a Separate Presentation Competition	41
68.2.0	• Freestyle Dressage Test	43
SECTION 69	COMPETITIONS – OBSTACLES	44
69.1.0	• Knock-Out Pairs	44
69.2.0	• Choose Your Own Line	44
69.3.0	• Scurry	45
69.4.0	• Speed and Precision	46
69.5.0	• Top Score	46
69.6.0	• Carousel	47
69.7.0	• SANEF National Obstacle Driving Competition	48
SECTION 70	DRIVING CHAMPIONSHIPS OF SOUTH AFRICA	50
70.1.0	• Adult – Individual and Team Championships	50
SECTION 71	SHOW DRIVING	58
71.1.0	• Turnout of Horses/Equipages	58
71.2.0	• Show Ring Etiquette	58
71.3.0	• Procedure in Championship Classes	59
71.4.0	• Gaits	59
71.5.0	• Overtaking	60
71.6.0	• General Recommendations	60
71.7.0	• List of Show Driving Classes	61

APPENDICES

Appendix DV/1	Comparison of Marathon Categories	66
Appendix DV/2	Obstacle Driving	67
Appendix DV/3A	Diagram of Small Dressage Arena	68
Appendix DV/3B	Diagram of Dressage Arena	69
Appendix DV/4	Competition A – Dressage: Result Sheet	70
Appendix DV/5A	Competition B – Marathon: Hazard Score Sheet	71
Appendix DV/5B	Competition B – Marathon: Hazard Time Sheet	72
Appendix DV/5C	Competition C - Marathon: Hazard Result Sheet	73
Appendix DV/6A	Competition C – Score Sheet	74
APPENDIX DV/6B	Competition C – Section B	75
APPENDIX DV/6C	Competition C – Section E	76
Appendix DV/7	Distances/Time Allowed in Obstacle Classes	77
Appendix DV/8	Diagram of Plastic Markers	79
Appendix DV/9	Wheel Track Measurements	80
Appendix DV/10	Multiple Obstacles for Cone Driving	83
Appendix DV/11	Obstacles - The Bridge	92
Appendix DV/12	Obstacles for Cone Driving – Serpentine	93
Appendix DV/13	Obstacles for Cone Driving	95
Appendix DV/14	Dislodgeable Element on Marathon Hazard	96
Appendix DV/15	Grading	97

SECTION 61

INTRODUCTION

61.1.0 GENERAL

61.1.1 These rules are not intended to exaggerate the standardisation of driving Competitions, but Competitions must be strictly fair to all competitors. It is therefore necessary to lay down a number of strict and comprehensive rules, which must be carefully observed. At the same time, within these rules, Organising Committees have the right to use their discretion to make their Events interesting for competitors and attractive to spectators.

61.2.0 ORGANISING COMMITTEES

61.2.1 These rules provide for three types of Competitions:

Competition A:	Dressage
Competition B:	Marathon
Competition C:	Obstacle Driving

A combination of any of these will be known as a Combined Driving Event.

Special competitions are included in these rules.

61.2.2 The Organising Committee of an Event may decide which of these Competitions are suitable for their particular Event and may include any one, two or all three. It is emphasised that the Marathon (Competition B) should always be considered as the most important. The order of the phases may be determined by the Organising Committee.

61.2.3. The Organising Committee may arrange a Free Style Dressage Test provided it is not an integral part of the Combined Event. See Section 68.

61.2.4. The Championships specified in SANEF General Regulations Appendix GR/F (Driving) must consist of all three Competitions.

61.2.5. SANEF is fully aware of the practical difficulties facing Organising Committees under modern road and traffic conditions, and the inevitable variety in vehicles and harness. It therefore accepts they will have to use their discretion in many matters not specified in these rules. It is important however that all Championships and any Event described as "National" follow these rules.

61.2.6. The complete schedule for any CAN and upwards Event shall be submitted by the Affiliated Body's Organising Committee to the Provincial Body for approval and onward transmission to SANEF for approval at least three months before the starting date of the Event, and two full weeks before it is required to be printed.

61.2.7. These rules and conditions are provided for competitors driving horses in single harness, pairs, tandems or teams of four horses, and to classes for ponies in the same combinations. All these may take part in the same Event, but each type will be scored separately.

61.3.0 COMPETITIONS

61.3.1. The object of Competition A - **Dressage** - is to judge the freedom, regularity of paces, harmony, lightness, ease of movement, impulsion, and the straightness and correct longitudinal and lateral bend of the horses. The competitor will also be judged on his style of driving, accuracy, general command of the horses, and on the presentation of his turnout.

61.3.2. The object of Competition B – **The Marathon** is to test the standard of fitness and stamina of the horses and the judgement of pace and horsemanship of the competitor.

61.3.3. The object of Competition C - **Obstacle Driving** is to test the fitness, obedience and suppleness of the horses after the Marathon and the skill and competence of the competitor.

61.3.4. Competition A and Competition C will take place within an arena (but not necessarily the same arena). Competition B will take place over roads and tracks typical of the country, including natural and/or artificial obstacles.

SECTION 62

CONDITIONS

62.1.0 THE COMPETITOR : DRESS AND WHIP

62.1.1.1 The same competitor must drive the turnout in all Competitions in a Combined Driving Event. Unless otherwise provided for in the schedule, where Competition B (Marathon) is included a competitor may compete with more than one entry at the event. No special arrangements will be made to organise the scheduling of an Event in such a way as to accommodate the sharing of grooms, harness or vehicles by more than one competitor. When multiple entries are accepted there will be no restriction on the amount of times a groom may participate in Competitions A (Dressage) and C (Obstacles), however a groom may not participate more than twice in Competition B (Marathon).

62.1.1.2 Persons on the carriage will be:
In Events for Singles, Pairs and Tandems – Competitors and a minimum of 1 Groom. No passengers may be carried.
In events for Teams (more than 2 horses) – Competitor and a minimum of 2 grooms. No passengers may be carried.

62.1.2.1 The dress for Competitors must conform to the style of the vehicle and harness used. Jackets, driving aprons, hats and gloves are obligatory. Denim jeans, shorts, T shirts and peaked sun hats/caps may not be worn. Grooms must wear jackets, hats and gloves.

62.1.2.2 In competition B (Marathon) less formal dress is acceptable. Driving aprons and gloves are optional. Protective headgear, correctly fastened, is compulsory for all persons on the carriage. Failure to comply will entail elimination.

62.1.2.3 Protective headgear, correctly fastened, is compulsory for all persons on the carriage in all Obstacle Speed Competitions where Grooms are permitted to stand on the back of the carriage.

62.1.2.4 The whip must be long enough to reach all horses. However the Competitor may tie the lash to the stick, the lash must be capable of release. Competitors must have a whip in hand when seated on the carriage in the arena. In Competition B (Marathon), except in the penalty zone, the whip may be put down, but it may not be handed to another person except to exchange it for another whip.

62.1.2.5 The Technical Delegate, Ground Jury or Event Director (as appropriate) may decide that jackets may be removed in excessively hot weather and that wet weather clothes be allowed.

62.1.3 The competitor may use any method or style of driving.

62.1.4 Only competitors classified as Adults or Juniors, as specified in the SANEF General Regulations, may take part in National Events and Championships. All persons on a carriage during a Competition must have reached their 14th birthday during the year in which the competition takes place.

62.1.5. Competitors under the age of 14 are confined to specified competitions, which may never include Competition B (Marathon). It is strongly recommended that Obstacle competitions for these competitors are only built in an arena with a level surface (i.e. undulating arenas of the Derby type are not suitable).

62.1.6. No commercial advertising is permitted on any part of the complete turnout while competing (including rests in the Marathon and prize giving ceremonies), except as listed as follows. Failure to comply entails a fine of a minimum of R200.00; the Ground Jury will set the amount of the fine.

1 Competitor and grooms

During Competition B (Marathon) the “logo” of the personal sponsor will be allowed on the back of the clothing of competitors and grooms provided the surface area is not greater than 1260 sq.cm. During a National Team Championship the name of the Province may be worn during the Marathon.

2 Harness

The name of the harness-maker may appear once on each set of harness (horse/pony) on a label no wider than the strap on which it appears and not longer than 10 cm.

3 Vehicle

Competitors with sponsors may carry the “logo” of the sponsor on the left and right side of their vehicle on a surface area not greater than 400 sq. cm in Competition A (Dressage) and Competition C (Obstacles). In Competition B (Marathon) a “logo” not exceeding 2520 sq. cm in size may be carried on the left and right side of the vehicle as well as on the dashboard. The name of the carriage maker may appear on a vehicle on a label of not more than 50 sq. cm.

62.1. 7 *The Competitor's Number must be displayed on the carriage in Competitions A and C and on the Competitor - in person - in Competition B*

62.1.8 **Medical Arm Bands**

These Armbands are compulsory and must be worn during competitions B and C. It is recommended that they be worn at all times when on the carriage.

62.2.0 **VEHICLES**

62.2.1. Vehicles driven to Singles or Tandems may be any two or four wheeled type, preferably with a brake - however, if the vehicle has no brake, a breeching is required in Competition B. Vehicles driven to a Four-in-Hand or Pairs must be four wheeled and equipped with a brake. Speedometers, distance counters and locking devices on the turntable at the front of the vehicle are not permitted in any of the Competitions. Failure to comply entails elimination.

62.2.2. In the interest of safety it is prohibited for anyone on the carriage to be permanently attached to the carriage by a belt or by any other means.

62.2.3. Tyres:
Iron and solid rubber tyres are strongly recommended.

62.2.4 The outside track width of the widest pair of wheels may not exceed 160 cm and no part of the construction of the vehicle may be wider than the outside track width, with the exception of vertical forks to support the wheel axle, hub caps and splinter bar. The track width may not be less than 125cm on all wheels.

The Technical Delegate, or Obstacle Judge if there is no Technical Delegate, will decide whether all or a random selection of vehicles will have their minimum outside track width measured after an Obstacle Competition or Competition C (Obstacle phase) of a Combined Driving Event. See Appendix DV/9 for diagram of how wheel track measurements should be taken. Any variation which is more than 2cm less than the width declared on the entry form or the substitution form will result in disqualification of the equireage from all phases of the Event.

62.2.5. In all Competitions, competitors may carry whatever spare parts they require.

62.2.6 The same vehicle must be used for all phases of the competition, but any damage or defective part may be replaced. In case of severe damage a substitute, similar vehicle may be used if approved by the Technical Delegate.

62.2.7 See 62.1.6.3 for regulations in respect of commercial advertising on vehicles. Failure to comply entails a fine of a minimum of R200.00; the Ground Jury will set the amount of the fine.

62.2.8 Carriage lamps and reflectors are optional

62.2.9 The following minimum weights are strongly recommended.

Horse Four in hand	600 kg
Pony Four in hand	300 kg
Horse Pair	350 kg
Pony Pair	225 kg
Horse Tandem	150 kg
Horse Single	150 kg
Pony Tandem	90 kg
Single Pony	90 kg

62.3.0 HARNESS

62.3.1. Bearing reins and standing martingales are not allowed. Running martingales are permitted in Competition B and C only. No other form of martingale is permitted. Auxiliary reins (including any type of check reins) are not permitted. Tails tied to vehicles or traces are not allowed. In all Four-in-Hand Competitions only connecting straps between collars or breast collars are allowed; the leaders may not be connected to

each other (except by the reins) in any other way. Failure to comply with any of the aforementioned restrictions entails elimination.

62.3.2. In Competitions A, B and C the harness need not be the same, but in all Competitions it must be safe and clean, in good condition and uniform in appearance. Different (i.e.: not identical) bits are acceptable (for Penalties see 65.4.2).

62.3.3. In Competition A no form of protection for horses' legs (e.g. bandages and brushing boots) is allowed under any circumstances. Failure to comply will incur 10 penalties.

62.3.4. In Competition A and C the horses must be correctly harnessed to the vehicle (i.e.: with reins, pole straps or chains, and traces connected). In case of broken or disconnected equipment the judge must ring the bell (and stop the time in Competition C) and the competitor must put a groom down to make the repair, incurring penalties. (See 65.4.3 and 67.3.5).

In Competition B any equipage which has any traces or pole straps disconnected when passing the finish of Section E will be eliminated.

62.3.5. The use of a bitless bridle (Hackamore) is not permitted nor may it be used in conjunction with a bit.

62.3.6. It is forbidden to tie the tongue of the horse. Failure to comply entails elimination.

62.3.7. See 62.1.6.2 for regulations in respect of advertising on the harness. Failure to comply entails a fine of a minimum of R200.00; the Ground Jury will set the amount of the fine.

62.4.0 SHOEING

62.4.1 Horses may be shod with any type of shoes, but double shoes with lead fillings are forbidden. No change of shoe is permitted during a Competition, except to replace one lost, spread or damaged.

62.5.0 HORSES

62.5.1. Horses must be at least five years old for Combined Driving Events which include Competition B (Marathon).

62.5.2. A horse is defined as being over 1.50 m. A pony is defined as 1.50m and under.

62.5.3. When driving a pair which consists of a pony and a horse, the tallest animal determines the height and the pair would be classified as a horse pair. The same ruling would apply to mixed heights in a tandem or team.

62.5.4. All horses must be driven throughout each Competition. It is not permitted to take out one or more horses and continue with less than the amount started with.

62.6.0 ENTRIES

62.6.1. No Provincial Body is permitted to accept a total of more than “x” number of entries for driving competitions in any one arena on any one day at a recognised Event. The number of entries (i.e. the figure “x”) shall be stipulated by each Provincial Body.

62.6.2. No horse/pony may compete as part of more than one equipage at an Event.

62.7.0 INSPECTIONS AND EXAMINATIONS OF HORSES, CONTROL OF MEDICATIONS AND PASSPORTS OF HORSES

62.7.1 INSPECTION AND EXAMINATION OF HORSES:

It is recommended that, wherever possible, these procedures are followed at CN Status Events, especially at National Championships.

1. First Examination:

This takes place as soon as possible after the arrival of the horses at the stables of the Event. It should be performed by a treating veterinarian of the Event. The purpose is, first, to establish the horses’ identity by checking the passport and any other documents, and second, to establish its general state of health. Any doubtful cases must be reported to the Veterinary Delegate as soon as possible and, in any case, not later than one hour before the First Inspection.

2. First Inspection:

This takes place before Competition A, preferably on the previous day, and is performed by the Technical Delegate and the Veterinary Delegate or the President of the Veterinary Commission. The horses are inspected in hand and the inspection is limited to a visual observation of the horse at rest and at the trot on a firm, but not slippery, surface. For safety reasons the horses must be presented in a bit. One Steward with a whip must be present. He is the only person who may assist if the horse resists trotting.

The inspecting Officials have full power to eliminate any horse considered to be obviously unfit for the Event (marked lameness, serious injury or poor general condition).

In exceptional and doubtful cases the Technical Delegate may direct that a horse be placed in an officially supervised holding area for a further inspection, to take place immediately following the inspection of the last horse. In the event of a disagreement, the President of the Appeal Committee will have the casting vote and the decision will be announced immediately. When the horse in question is allowed to compete, this horse may be subject to sampling for prohibited substances.

3. Second Inspection:

This takes place during, and at the site of, the compulsory 10 minute halt before Section E in Competition B. Either the Technical Delegate, the Marathon Judge, or their appointed representative, together with the Veterinary Delegate are responsible for this

inspection. It must be performed carefully but rapidly in order to allow the competitor time to care for his horses. Lamé, injured or obviously exhausted horses may be eliminated from further competition.

The fitness of horses must be determined by taking their heart rate, respiration rate and temperature at the start of the Marathon and at the second inspection. This information must be recorded on a chart which will be carried by the competitor.

4. Second Examination:

This takes place at the finish of Competition B. It is performed by a treating veterinarian in case any horse needs immediate treatment, but the examining veterinarian has no authority to eliminate a horse. At the end of the Competition he must report his findings to the Veterinary Delegate.

5. Third Inspection:

This takes place before Competition C and is performed by the Veterinary Delegate or the President of the Veterinary Commission and the Technical Delegate. The horses are inspected in hand, or harnessed to the vehicle if the schedule requires.

6. Horses may only be eliminated at one of the 3 inspections and no appeal is allowed against the decision. However, inspecting Officials are obliged to give the reason for the elimination of a horse.

7. All the above Inspections and Examinations are highly recommended at Championships. At all other National Events it is strongly recommended that at least the First Examination and the Second and Third Inspection are done.

62.7.2 CONTROL OF MEDICATION OF HORSES

1. The control of medication of horses must be conducted in accordance with the General Regulations and the Veterinary Regulations.

62.7.3 PASSPORTS OF HORSES

1. Every horse entered in Recognised Events, whether at home or in foreign countries, must have an Official FEI Passport or a SANEF Passport as a means of identification.

62.8.0 ORDER OF STARTING FOR INDIVIDUAL COMPETITIONS

62.8.1. The organising committee of the Event shall draw the order of starting for the first competition of the Event.

62.8.2. In Combined Driving, the Obstacle competition will normally be held last and the competitor with the highest accumulated penalty points from the other competitions will go first. Subsequent competitors will be in order of reducing penalty points.

62.8.3. Should a competitor have more than one entry in a competition, the order of starting will be adjusted by the organising committee to ensure that, whenever possible, these entries will have a gap of at least five places between them. The entry with the

highest accumulated penalty points has to be moved towards the earlier starters. (See also 62.8.4).

62.8.4. Should the number of entries in a competition make the provision of 62.8.3 impracticable, then the driver shall be allowed a period of five minutes between completing one round and commencing the next.

62.9.0 ASSISTANCE

62.9.1. Throughout any Competition, the only person to use the reins, whip and brake from the carriage is the competitor. Any assistance in this respect given by grooms will entail elimination. Should a competitor lose, break or drop his whip for any reason, a groom may pick it up and give it to him or hand him another whip without penalty except as specified in 62.9.4.

62.9.2. Outside assistance is forbidden under penalty of elimination. Any intervention by a third party, whether solicited or not, with the object of facilitating the task of the driver or of helping his horses, is considered illegal assistance. In particular the following cases could be considered to be of assistance:

1. Intentionally joining another vehicle and continuing the course in company with it.
2. To have someone follow, precede or accompany.
3. To have someone at an obstacle to encourage or assist driver or horses by any means whatsoever.
4. The use of radio receiving apparatus on the carriage is forbidden.
5. For a Hazard Marshal, Timekeeper or Official to assist the competitor by giving directions and advice.

62.9.3. Assistance at compulsory halts, to avoid accidents, to right an overturned vehicle as the result of an accident outside a penalty zone, or to give assistance to horses in trouble as the result of an accident inside a penalty zone, is not considered to be outside assistance. In cases of doubt, the hazard marshal or relevant official should give his opinion to the Judge of this phase.

62.9.4. Grooms may dismount at any time to attend to the vehicle or horses without penalty except during Competition A; Competition B Sections B, D and in the penalty zones of Section E; and during Competition C. Refer to 65.4.3 and 67.3.5.

62.10.0 CRUELTY

62.10.1. Any act or series of actions which, in the opinion of the Technical Delegate or Judge of the phase, can clearly and without doubt be defined as cruelty shall be penalized by disqualification from the entire Competition. Such acts will include excessive pressing of exhausted horses and excessive punishment with the whip.

62.10.2. Stewards will be appointed, as specified in SANEF General Regulations 02.2.0, to inspect all irregularities of conduct including acts of cruelty. A steward should be appointed to check the bits of each horse before Competitions A and C and before and after Competition B, to ensure that bits are not used which could cause injury. If the bit is considered to be unacceptable following Competition B the competitor will be eliminated.

62.11.0 PROTESTS

62.11.1. SANEF General Regulations 03.7.0 will apply, except that Protests must be lodged not later than 30 minutes after the announcement of the official results of the competition concerned.

SECTION 63

OFFICIALS

63.1.0 OFFICIALS

63.1.1. All persons who are members of recognised panels of officials, whether Regional, National or International, shall be members of the Regional Body where they are normally resident.

63.1.2. The use of officials on authorised panels, as applicable, is obligatory as follows:

- 1 At Provincial level events only officials listed on current Learner, Provincial, National and International panels may be used. Learner officials must have a Panel official in attendance.
- 2 At events from National (CSN) status upwards, only National or el officials may be used in accordance with the annually published list.
- 3 The minimum standard of Juries required for National Championships and major events are laid down by the National Driving Committee from time to time.
- 4 Judges cannot judge more than 40 competitors in the Dressage competition on one day. This number may only be increased with permission of the Ground Jury President.

63.1.3. Mandatory Fees to Officials:

- 1 At events holding National (CSN) status: travelling and accommodation expenses at previously agreed rates.
- 2 At recognised Regional level events: travelling expenses at d rates. Accommodation, where an overnight stay is unavoidable, shall be arranged and paid for (at a previously agreed rate) by the Organising Committee.

63.1.4. The travelling expenses of Judges and other officials assisting at events shall, where applicable, be paid by the Organising Committee at previously agreed rates. Accommodation, where an overnight stay is unavoidable, shall be arranged and paid for (at a previously agreed rate) by the Organising Committee.

63.1.5. The Organising Committee shall appoint a Technical Delegate who shall oversee all aspects of the competition. Except for National (CAN) status events the Technical Delegate may also be the Organiser.

63.1.6. The powers, duties and responsibilities of the Technical Delegate are as follows:

- 1 To inspect the courses and to satisfy himself that the technical details are in accordance with the rules of the competition.

- 2 To satisfy himself that the courses are fair and that knowledge of local conditions does not play a part.
- 3 To continue to supervise the conduct of the competition even after he the judge/s that he is satisfied with the arrangements.
- 4 To instruct organisers, course builders and officials to make any alterations which he considers necessary.
- 5 To satisfy himself that officials are correctly instructed in their duties.
- 6 To ensure that no rule changes are permitted and that only the SANEF rules, or amendments published in the schedule of the event, will apply.
- 7 In any clarification of the rules and regulations, the decision of the Technical Delegate will be final.

63.1.7. Judges will be appointed by the Show Organisers for each phase of the competition. One or more judges may judge all phases of the competition. Judges for recognised competitions must be from those specified in 63.1.2.

63.1.8. During Dressage and Presentation there must be no collusion between judges.

63.1.9. Only the Course Designer and his staff may alter or work on any part of the course. Any competitor or member of any turnout, who tampers with the course in any way, may entail elimination of that equipage.

63.2.0 APPEAL COMMITTEE

63.2.1. Appeal Committees are compulsory for all National (CAN) status events and are strongly recommended for all other recognised events.

63.2.2. The Appeal Committee must be appointed in terms of SANEF General Regulations 03.4.0.

63.2.3. Appeals must be heard by all members of the Appeal Committee sitting together. If all the members are not immediately available at the ground, the President shall decide the time and place at which the Appeal Committee shall meet to hear the appeal.

63.2.4. The decisions of the Appeal Committee are final.

SECTION 64

CLASSIFICATION

64.1.0 SCORING

64.1.1. The method of scoring and classification for each Competition is given in the detailed rules for each Competition. The scoring for each Competition is determined by a system of penalty points.

64.1.2. Penalty points obtained in any of the Competitions will decide the classification in that Competition.

64.2.0 CLASSIFICATION IN COMBINED DRIVING EVENTS

64.2.1. At the conclusion of each Competition, the competitors will be classified according to the penalties received in that Competition. The competitor with the least penalty points is the winner.

64.2.2. The final classification for individuals is determined by adding together the penalties obtained in each Competition. The individual with the least number of penalties will be the winner.

64.2.3. In case of equality of penalties, the competitor with the least penalties in Competition B will be the winner. If there is still equality then the scores in Competition A will decide.

64.2.4. In a Combined Driving Event, consisting of more than one Competition, elimination from a Competition will not entail elimination from the whole Event. In the Competition in which a competitor is eliminated, or fails to complete the course, withdraws or retires, he will receive the same number of penalty points as the competitor with the highest number of penalty points plus 25%. In the final placing, a competitor who has been eliminated or failed to complete the course in one of the Competitions cannot be placed higher than a competitor who has completed all the Competitions, irrespective of their final total scores.

SECTION 65

PRESENTATION AND DRESSAGE (COMPETITION A)

65.1.0 GENERAL RULES AND PRINCIPLES

65.1.1. The object of the Dressage Test, Competition A, is to judge the freedom, regularity of paces, harmony, impulsion, suppleness, lightness, ease of movement and correct positioning of the horses on the move. The competitor will also be judged on his style, accuracy and general command of his equipage, and on the presentation of the turnout. (For Scoring, see 65.4.0).

65.1.2. In Competition A the horses will be judged as a equipage and not as individual horses, and the definition of paces (see 65.1.9 and 65.1.10 hereunder) will apply to all types of horses.

65.1.3. For all the Events the schedule must state clearly which Dressage Test is to be used. Only FEI Dressage Tests may be used at CAN status events.

65.1.4. A groom may call the Dressage Test and such calling does not constitute outside assistance. However, the Dressage Tests of all National Driving Championships (see SANEF General Regulations Appendix GR/F) are to be driven from memory. Failure to comply will entail elimination.

65.1.5. No passengers are permitted and the grooms must be seated on a seat provided for the purpose. *Should a groom stand, elimination will be incurred.*

65.1.6. The competitor, when driving the Dressage Test, will make the change of movement at the time the nose of the leading horse reaches the point indicated on the test.

65.1.7. Salute - The competitor must hold both reins in the left hand while saluting. The competitor may either salute the judge with the whip, held in the right hand, or transfer the whip to the left hand in order to remove his/her hat in saluting.

65.1.8. At the Halt the horses must stand attentive, motionless and straight, with the weight evenly distributed over all four legs, and be ready to move off at the slightest indication of the competitor.

65.1.9. Walk - A free, regular and unconstrained walk of moderate extension is required. The horses must walk energetically but calmly, with even and determined steps.

65.1.10. The following trots are recognised: working, collected and extended.

1 Working Trot

This is a pace between the extended and the collected trot and more round than the extended trot. The horses go forward freely and straight, engaging the hind legs with good hock action, on a taut but light rein, the position being balanced and unconstrained. The steps should be as even as possible. The hind feet touch the ground in the footprints of the fore feet.

The degree of energy and impulsion displayed at the working trot clearly denotes the degree of suppleness and balance of the horses.

2 Collected Trot

The neck is raised, thus enabling the shoulders to move with greater ease in all directions, the hocks being well engaged and maintaining energetic impulsion, notwithstanding the slower movement. The horses' steps are shorter but they are lighter and more mobile.

3 Extended Trot

The horses cover as much ground as possible. They lengthen their stride, remaining on the bit with light contact. The neck is extended and as a result of great impulsion from the quarters. The horses use their shoulders, covering more ground at each step without their action becoming higher. Going faster is not asked for and is a severe fault.

65.1.11. The Rein Back : The horse must walk backwards in a straight line with the legs being lifted and set down in diagonal pairs. The horse must remain on the bit, straight and not evade or resist the contact.

Transitions to the next movement must be immediate and smooth.

65.1.12. Transitions - Changes of pace and speed must always be made quickly, smoothly and not abruptly. The cadence of a pace should be maintained up to the moment when the pace is changed or the horses halt. The horses remain light in hand, calm and maintained in a correct position.

65.1.13. The overall impression of the turnout will be judged, including appearance of the Competitor and Groom/s, the cleanliness match and condition of horses and harness, and the cleanliness and condition of the vehicle.

65.2.0 METHOD OF JUDGING

65.2.1. The Judges will allocate their marks individually and there will be no consultation among Judges once the Competition has commenced. When there are five Judges, they must sit at C, R, S, V and P. When there are three Judges, they must

sit at C, B and E. When there are two Judges, they must sit at C and B. When there is one Judge, he must sit at C.

65.2.2. Presentation will be judged by all the Dressage Judge/s as an item of the General Impression, marked while the Dressage Test is being driven
Appearance of competitor and grooms, cleanliness, fitness, matching and condition of horses, vehicle and harness will be taken into account.

65.2.3. In case of marked lameness, the Judge at C informs the competitor that he is eliminated. There can be no appeal against this decision.

65.3.0 SIZE OF ARENA

65.3.1. The arena for the Dressage Test must measure either 80 metres by 40 metres or 100 metres by 40 metres and be marked as in Appendix DV/3a and DV/3b. The schedule must clearly specify the size of the arena to be used at the event.

65.4.0 SCORING

65.4.1. In Competition A points will be awarded for each numbered movement and for each heading under the General Impression, on the following basis:

10 Excellent	6 Satisfactory	2 Bad
9 Very Good	5 Sufficient	1 Very Bad
8 Good	4 Insufficient	0 Not Executed
7 Fairly Good	3 Fairly Bad	

65.4.2. If the competitor, vehicle or harness do not comply with Section 62 penalties detailed in 65.4.7 will apply.

65.4.3. Should the competitor make an error of course, the Judge at C or his representative will ring the bell and stop the competitor, who must then continue the Test from the point where the error was made. The Judge may tell the competitor where to restart the test and the next movement to be driven. Should the harness become disconnected or broken, the Judge at C or his representative must ring the bell, and a groom must dismount to make the repair.

For an error of course or if a groom or competitor dismounts (for any reason), penalties will be as detailed in 65.4.7

65.4.4 In the event of the vehicle leaving the arena during the test, or overturning penalties as detailed in 65.4.7 will apply.

65.4.5. Dressage Tests are not timed. The Test begins as the equipage enters the arena and ends as the equipage moves off after the second salute. The time shown on the judging sheets is for scheduling information only. The competitor must start his Dressage Test within 60 seconds from the sound of the bell otherwise he will be eliminated.

65.4.6. The total points awarded by each Judge will be added together and divided by the number of judges. Any penalties under 65.4.7 awarded by the Judge at C, will be deducted from the total. The competitor with the highest total will be placed first in Competition A. In a Combined Driving Event, the total points will then be deducted from the maximum allowed for the Test to become penalty points. (See Appendix DV/4).

65.4.7

Not commencing the test within 60 seconds of the sound of the bell –

Elimination

Entering the arena without a whip or losing or putting down a whip –

5 penalties

Competitor entering the arena without a jacket, apron, hat, gloves –

5 penalties

Groom entering the arena without any jacket, hat, gloves -

5 penalties

Error of course:

5 penalties

Second occasion

10 penalties

Third occasion

Elimination

Should a groom stand.

Elimination

Part of turnout leaving arena during the test-

Mark down of inaccuracy

The whole turnout leaving the arena during the test –

Elimination

Vehicle overturning

Elimination

Grooms dismounting (one or both)

First occasion

5 penalties

Second occasion

10 penalties

Third occasion

Elimination

Competitor dismounting

20 penalties

Lame horse

Elimination

Use of bandages or brushing boots

10 penalties

Outside assistance

Elimination

SECTION 66

THE MARATHON (COMPETITION B)

66.1.0 THE COMPETITION

66.1.1. Competition B may be any combination of the Sections A, B, C, D or E, but must always include Section E which may be run on its own. In a three phase marathon only Sections A, D and E can be used.

66.2.0 THE COURSE

66.2.1. The object of Competition B - the Marathon - is to test the standard of fitness, stamina and training of the horses and the skill, judgement of pace and horsemanship of the competitor.

66.2.2. The course may be divided into 5 sections with maximum allowed distances and speeds. These are specified in the Appendix (DV/1) for Single Ponies, Single Horses, Pony Pairs, Horse Pairs, Pony Tandems, Horse Tandems, Pony Teams and Horse Teams.

66.2.3. Natural hazards such as gates, sharp turns, water and steep hills may be included in all except the walk sections. Hills should be avoided in the walk sections.

66.2.4. In section E, up to eight artificial hazards may be constructed where no natural hazards can be incorporated or to augment the natural hazards. These hazards are surrounded by penalty zones in which the competitor is penalised for driving errors and elapsed time (See 66.3.0)

66.2.5 Time Allowed for each section must be worked out in whole minutes.

66.2.6 The Start sign with red and white markers for each Section must be placed so that the competitors may be counted down from the halt. At the end of each Section there must be a Finish sign with red and white markers. At the end of Section B or before Section E there will be an area suitable for the compulsory 10 minute rest.

66.2.7 The entire course will be signposted with yellow direction markers and on Sections A, C and E distance indicators will be posted at every kilometre. The measurement of the kilometre distances must be calculated including the distances in the hazards.

66.2.8. Red and white boundary flags or indicators shall be used to mark compulsory sections of the course on both sides and to indicate changes of direction. These flags, numbered consecutively in each section, must be clearly visible and positioned so that the competitor must have a red flag on his right and a white flag on his left. The flags will be indicated on the plan of the course in the same sequence as

they appear on the ground. Sufficient flags will be placed to ensure that all competitors must stay on the track and there can be no confusion about deviations from the course. Such red or white flags or indicators must be respected, under penalty of elimination, whenever they occur on the course.

66.2.9. At all CN Status Events, sketches of the marathon hazards must be available to competitors before they inspect the course. At other events sketches should be made available where possible.

66.2.10. Prior to the Event the whole course must be available for inspection and approval by the Technical Delegate. If it is impractical for artificial obstacles to be erected at the time of inspection by the Technical Delegate, scale sketches of such obstacles must be available, including a plan marking the location. Once the Marathon Course has been approved by the Judge and Technical Delegate, it must be opened for inspection by the competitors, after which no changes should be made. If for reasons of safety or adverse weather conditions any changes are made, these must be communicated to every competitor at the Briefing. In addition, a written notice giving an explanation of the changes must be posted at the Start of the Marathon Course. The Marathon Course Instructions will be made available when the course has been opened for inspection by the competitors.

66.2.11. A Briefing must be held after the Course Inspection and before the start of the Marathon. This briefing will be conducted by the Marathon Judge or Marathon Course Designer and be attended by the Competitors and the Technical Delegate. A roll call must be taken. The purpose of the briefing is to clarify any issues pertaining to the marathon or the event as a whole.

No rule changes are permitted and only the SANEF rules, or amendments published in the schedule of the event, will apply. In any clarification of the rules, the Technical Delegate's interpretation shall be final.

66.2.12. The times of both the Competitors and Officials briefings must be advertised in the schedule of the event, as well as the time that the marathon course is open for inspection by competitors.

66.2.13. During their inspection of the Marathon Course competitors must adhere to the roads and tracks of the course and observe any Sections closed to motor vehicles, as indicated by the plan of the route and the numbered flags on the course. No motor vehicles of any kind may be taken inside penalty zones. Competitors failing to observe this rule are liable to be eliminated.

Hazards may only be inspected on foot. Ridden horses may not enter any part of the course.

66.2.14. The speeds indicated for all sections in all combinations of the Marathon may be modified downwards by the Course Designer or Technical Delegate if, in their opinion, the terrain or climate so warrants.

66.3.0 MARATHON HAZARDS

66.3.1. The maximum number of hazards, natural or artificial, in Section E is 8, the minimum is 5. Championships must have at least 7 hazards. The length of a hazard must never exceed 250 metres on the shortest possible distance; the measurement is taken from the entrance flags of the penalty area to the exit flags taking the shortest distance. Hazards must be at least 200 metres apart, and the last hazard should not be further than 500 metres nor less than 300 metres from the end of Section E, unless the Technical Delegate grants an exception due to unusual circumstances.

Hazards must be numbered and the competitor must pass through them in the correct sequence.

66.3.2. Hazards consist of elements (posts, water, trees, banks etc) with one or more compulsory openings (“gates”). Hazards may be constructed where there are no natural elements, or to augment natural features. Hazard elements, which might endanger the horses, must be avoided. Hazards must be constructed of substantial materials unlikely to be broken or moved during the Competition. If the Course Designer uses anything in a hazard which may cause the horses to be frightened, a suitable alternative route must be provided which affords sufficient space allowing the horses to complete the hazard without being frightened.

66.3.3. Constructed water hazards must not be deeper than 40 cm. For natural water the Technical Delegate may allow a maximum of about 60 cm. The bed of all water hazards must be firm. A suitable barrier must be erected in open water hazards to prevent or discourage horses from striking out into deep water.

66.3.4. Hazard “gates” are defined by pairs of red and white markers (“flags”) with red on the right. Gates to be driven in any order are unlettered. Gates to be driven in a prescribed order are marked A, B, C etc [maximum: F]. No hazard “gate” may be narrower than 2.50 metres and at least one route to each gate must not be narrower than 2.50 metres. The height of any gate must be at least 1.20 metres. No elements inside the gate can be lower than 1.20 metres unless an exception is allowed by the Technical Delegate.

Notwithstanding the above, when designing / building new hazards, these heights must be increased to at least 1.3 meters.

66.3.5. Hazard penalties apply between the entrances and exits of the hazards. The entrances and exits of hazards are defined with unlettered red and white flags. Barriers for crowd restraint, entrance and exit gates must be at least 20 metres beyond the nearest gate, unless the Technical Delegate grants an exception due to unusual circumstances.

66.3.6 Dislodgeable Elements

66.3.6.1 The Course Designer is free to choose any type of Dislodgeable Element, provided it does not interfere with, or cause injury to the Horse or damage to the Vehicles, when it is dislodged.

66.3.6.2 The number of Dislodgeable Elements is at the discretion of the Course Designer, but must be approved by the Technical Delegate and the President of the Jury.

66.3.6.3 Competitors will incur 2 penalties for each Element dislodged.

66.3.6.4 A Dislodgeable Element is “live” at all times until it is dislodged.

66.3.6.5 A Competitor or Groom who attempts to prevent a dislodgeable element from being dislodged will incur 10 penalties.

6.3.7. The Hazard Marshal is required to take the time, as accurately as possible, from the moment any part of the equipage enters the penalty zone between the red and white entry flags, until any part of the equipage leaves the penalty zone between the red and white exit flags. The Time Limit for all obstacles is 5 minutes. If the competitor has not succeeded in negotiating the hazards and leaving the penalty zone through the exit flags within the Time Limit, the Hazard Marshal will blow 2 blasts on his whistle indicating that he/she is eliminated. Competitors are authorised to use any pace in the penalty zone.

66.3.8. Competitors must pass through each lettered gate of a hazard in the proper sequence. Gates of a hazard are “free” only after a competitor has been through them in the correct direction and sequence. He may then go through them again in any direction at any time, i.e.: competitors must first go through A in the right direction before going through B. A is now “free” and he may go through it again in any direction, and so on. Competitors who make an error will incur elimination unless they go back and correct the mistake from the point where it occurred. All gates are neutralized while the competitor returns to that point. However, a competitor is eliminated for going through a gate before having passed through the entry flags. A competitor incurs 20 penalty points for each error that is corrected and elimination for any errors that are not corrected, before passing the exit flags.

The following errors of course entail elimination:

- a) Going through a gate before having passed through the compulsory entry flags.
- b) Failing to complete all the gates in a hazard in the correct order.
- c) Passing through any gate in the wrong direction, unless the error is corrected.
- d) Passing through any gate in the wrong order, unless the error is corrected.

- e) Leaving the hazard without going through all the gates.
- f) Failing to pass between the compulsory exit flags on the way out.

Penalties for correction of course errors, as specified in c) and d) above:

If the error is corrected (from the point where it occurred) 20 penalties

66.3.9. A gate has only been driven once the complete turnout has passed the line of the gate. No error of course will have taken place until the complete turnout has passed the line of the gate. A turnout may reverse back through a gate once having cleared the gate. A turnout must drive forward through a gate when driving sequentially.

66.3.10 A competitor must stop immediately whenever a horse has its leg over a pole or lead bar, when a horse is down and remains down.

66.3.11 The decision whether or not a competitor is eliminated during the Marathon rests entirely with the Marathon Judge. It follows, therefore, that a competitor is entitled to attempt to complete the course under all circumstances except if he has failed to leave the penalty zone of a hazard within 5 minutes and the Hazard Marshal has given 2 blasts on his whistle (66.3.7). Any incident, which may be grounds for elimination, must be reported to the Marathon Judge who may uphold the elimination if he is satisfied with the report and has consulted the Hazard Marshal.

66.4.0 TIME

66.4.1. The Time Allowed is calculated for each section according to the average speed authorised for that section as defined in Appendix DV/1. At the end of Section D and before the start of Section E there will be a compulsory rest of 10 minutes. A timetable for the whole of Competition B will be drawn up showing the start and elapsed times for each competitor, in each Section, based on the Times Allowed and the compulsory rests.

66.4.2. The Competition is primarily a test of regularity and, therefore, equipages arriving before the Minimum Times in Sections A, C and E will be penalised, as well as those arriving after the Time Allowed in all Sections.

66.4.3. The Minimum Time in Section A is two minutes less than the Time Allowed. In Section C the Minimum Time is one minute less than the Time Allowed. There is no Minimum Time in Sections B and D. In Section E the Minimum Time is three minutes less than the Time Allowed.

66.4.4. For each section, the Time Limit will be twice (i.e. double) the time allowed.

66.4.5. Where possible there should be automatic timekeeping arrangements (electric timing, radio communications or chronometers) between the start and finish of each Section.

66.4.6. The Official Timekeepers will countdown to the Start time. The competitors must start each Section from the halt.

66.4.7. In Section A, if the competitor is not ready to start within the minute following the official starting time, the Marathon Judge will examine the circumstances and will either immediately decide or decide later if the competitor is eliminated. The Timekeeper notes the actual starting time and informs the Marathon Judge as soon as possible.

66.5.0 PENALTY POINTS

66.5.1 TIME PENALTIES

1. In Sections A (free pace), C (trot) or E (free pace) competitors will be penalised 0.2 penalty point for every commenced second they finish in excess of the Time Allowed. In Sections A, C and E competitors will be penalized 0.1 penalty point for every commenced second they finish under the Minimum Time.

2. In Sections B (walk) or D (walk) competitors will be penalised 0.2 penalty point for every commenced second they finish in excess of the Time Allowed. There are no penalties for finishing under the Time Allowed.

3. In the Marathon hazards competitors will be penalised 0.2 penalty point for every commenced second they are within the penalty zone. In mixed classes these hazard penalties will be multiplied by the following factors:

Pony	-	Single	1.00
Pony	-	Pair	0.90
Pony	-	Tandem	0.65
Pony	-	Team	0.65
Horse	-	Single	0.85
Horse	-	Pair	0.75
Horse	-	Tandem	0.60
Horse	-	Team	0.60

All penalty points per hazard are to be rounded to one decimal point.

4. Exceeding the Time Limit in any Section entails elimination from the whole of Competition B.

5. All time penalties incurred by each competitor will be added together and will be recorded to the first decimal place only.

66.5.2 SECTION PENALTIES

1. In Sections A and E competitors may take any pace. In Sections B, C and D should one or more horse break into a pace other than specified for that particular Section, and not corrected within five seconds, the competitor will be penalised 1 penalty point on each occurrence. If the break continues, penalty points will be assessed at a rate of one for each additional five seconds. In difficult terrain or because of hazards where it would be impracticable to maintain the specified pace, another pace may be authorised at the discretion of the Technical Delegate. These places must be marked on the plan of the course. Intentionally cantering or trotting all the horses in a Walk Section (Section B or D) will be penalised by elimination.

2. No time adjustments will be made for an accident involving only the competitor's vehicle, horses/ponies, or persons carried on the vehicle or for breakage or adjustment of harness, loss of a shoe or any similar mishap.

3. Halts for repairs to vehicles or harness may take place outside the penalty zones in Section E without any penalty beyond loss of time.

4. **Dismounting**

4.1 In Sections A, D and outside the Obstacles in Section E, Grooms and Competitors are not allowed to dismount unless the Vehicle is stationary. If the Vehicle is not stationary, either or both Groom(s) dismounting will incur 10 penalties, the Competitor dismounting will incur 20 penalties.

4.2 The Competitor and all Grooms must be on the Vehicle as it crosses the Start and Finish Line and passes through the Compulsory Turning Flags in each Section. Failure to do so incurs 10 penalty points for grooms and 20 penalty points for Competitor, on each occasion.

4.3 If warranted due to the condition of the terrain, the Technical Delegate and the President of the Ground Jury may permit Grooms in Competitions for Ponies to run behind their Vehicle on designated parts of the Course only.

5. The Section Marshal must report any penalties for breaks of pace and halts to the Marathon Judge who will endorse the penalties when he is satisfied that they are fair and reasonable.

6. The vehicle must pass through the finish of all sections drawn by all horses and on all wheels and with the same number of persons as when starting and the Driver carrying a whip. Broken or missing tyres are acceptable, but a vehicle which has a missing wheel or any traces of pole straps disconnected, will be eliminated.

66.5.3 HAZARD PENALTIES

1. Once any part of the equipage has entered the penalty zone of a Marathon hazard competitors are liable to the following penalties:

- i. Competitor putting down his whip at any time
10 penalties
- ii. Groom dismounting (both feet on the ground)
10 penalties
- iii. Each time a groom dismounts (2 grooms down= 20 penalties)
10 penalties
- iv. Competitor dismounting (additional to ii and iii)
20 penalties
- v. Turning over a vehicle (includes penalties which might have been incurred under i / ii / iii / iv)
Total 60 penalties
- vi. Correcting an error of course: each occurrence
20 penalties
- vii. Going through a gate without first passing through the penalty zone entry flags or leaving the hazard without passing through the exit flag.
Elimination
- viii. Disconnecting and leading one or more horses through any part of the hazard
Elimination
- ix. Uncorrected error of course before passing exit flags (66.3.8)
Elimination
- x. Leaving the penalty zone without going through all the gates
Elimination
- xi. Knockdown of a dislodgeable element
2 penalties
- xii. A competitor or groom preventing a dislodgeable element from falling
10 penalties
- xiii. Deviating from the track between last hazard and finish line: each occurrence
10 penalties

xiv	Groom handling the reins in hazard	Elimination
xv.	Exceeding the time in a hazard	Elimination
xvi.	Outside assistance	Elimination

2. The vehicle must pass the finish of any hazard drawn by all horses and on all wheels and with the same number of persons as when starting, and the Driver carrying a whip. Broken or missing tyres are acceptable, but a vehicle which has a missing wheel or any traces or pole straps disconnected, will be eliminated.

66.6.0 JUDGES, SECTION MARSHALS, HAZARD MARSHALS AND TIMEKEEPERS

66.6.1 JUDGES

1. A Judge or his authorised delegate must be at the finish of Section E to check that the vehicles comply with 62.3.4 and 66.5.3.2. A Judge or his authorised delegate must be at the compulsory rest before the start of Section E. The Judge must act on the advice of the Veterinary Delegate to rule if an equipage is in fit condition to continue (see 62.7.0).

66.6.2 SECTION MARSHALS

1. Section Marshals are responsible for awarding penalties under 66.5.2.1, 66.5.2.4, 66.5.2.5 and 66.5.3.1.

2. In the case of an accident or in order to prevent an accident the competitor may call for outside assistance and he is not eliminated, but the Section or Hazard Marshal must report the incident to the Marathon Judge.

3. No time allowances will be made for an accident involving only the competitor's vehicle, horses or persons carried on the vehicle or for breakage or adjustment of harness, loss of a shoe or any other similar mishap. (See 66.5.2.2).

4. The competitor is the only person allowed to use the reins, whip and brake on the carriage. The Section or Hazard Marshal must report any competitor who contravenes this Rule to the Marathon Judge who may eliminate the offending competitor. (See also 62.9.0).

5. The Section or Hazard Marshal must report to the Marathon Judge immediately after the completion of Competition B with particular reference to acts of cruelty, excessive use of the whip, outside assistance, including any indications in respect of distances, etc, given by spectators en route, or any other contraventions of these Rules. The Section or Hazard Marshal cannot eliminate a competitor at any stage for any reason but he may warn the competitor that he will report the incident to the Marathon Judge who will take the necessary action.

66.6.3 HAZARD MARSHALS

1. There must be one Hazard Marshal and at least one assistant at each hazard and they should have stopwatches and score sheets to record the competitors' route and time at their hazard.
2. The Hazard Marshals are responsible for recording errors under 66.3.8, 66.3.10, 66.5.3.1 and 66.5.3.2.
3. More than one competitor may not be in a hazard at any one time. It is the duty of the Hazard Marshal's Assistant to hold a following competitor near the start while any competitor is already in a hazard. The period of time held, which should be in whole minutes, must be noted on the Hazard Score Sheet of the competitor held and advised to the competitor as he is restarted. This time will be added to the time allowed for the section.

66.6.4 OFFICIAL TIMEKEEPERS

1. There will be Official Timekeepers at the start and finish of each Section. They must have synchronized chronometers or other automatic timekeeping arrangements, and score sheets on which to record the start or finish time. The Start Timekeepers count down to the Start Time for each competitor as he waits to start that Section. The Finish Timekeepers record the time as the nose of the first horse crosses the Finish line of each Section.
2. Section Marshals, Hazard Marshals and Timekeepers must report to the Marathon Judge after the Marathon for debriefing and must remain available for any queries until they have been dismissed by the Technical Delegate.

66.7.0 STARTS AND REST HALTS

66.7.1. The timetable for Competition B will show the scheduled Start time and elapsed time for each competitor in each Section based on the Times Allowed and the compulsory rests. (See 66.4.0).

66.7.2. A Veterinary check may be held at any compulsory halts and at the end of Section E. (See 62.7.0).

66.8.0 CLASSIFICATION

66.8.1 In the case of equality for any place the competitor with the lower penalty points in Section E will be placed the higher. If there is still an equality, the lower penalty points in Section C and then the lower combined penalty points in Section B and D will count.

SECTION 67

OBSTACLE DRIVING TEST (COMPETITION C)

67.1.0 GENERAL

67.1.1. The object of Competition C is to test the fitness, obedience and suppleness of the horses after the Marathon and the skill and competence of the competitor.

67.1.2. In National (CAN) status events Competition C should, if possible, take place in an enclosed arena not less than 100 metres x 40 metres or an equivalent area. However, in Regional level Competitions the arena may be smaller.

67.1.3. Competition C may be conducted either on the basis of the number of obstacles knocked over which will be known as the Fault Competition, or against the clock which will be known as the Time Competition.

67.1.4. The Fault Competition will be used in Combined Driving Events.

67.1.5. In Events which do not incorporate Competition C as part of a Combined Driving Event the Organising Committee may decide to use either the Fault Competition or the Time Competition.

67.1.6 THE COURSE

In National (CAN) events 67.1.6.1 to 67.1.6.2 must be adhered to. At all other events these articles should be used as guidelines and adhered to where practical.

1. In both Fault and Time Competitions the number of obstacles may not exceed 20. In both cases the length of the course must be between 350 and 800 metres and the Time Allowed calculated for the speeds specified for Single Ponies, Single Horses, Pony Pairs, Horse Pairs, Pony Tandems, Horse Tandems, Pony Teams and Horse Teams as shown in 67.3.3 and Appendix DV/7. In second and subsequent rounds the Time Allowed will be calculated for at the speeds specified.
2. The starting line may not be more than 40 metres or less than 20 metres from the first obstacle. The finishing line may not be more than 40 metres or less than 20 metres from the last obstacle. The start and finish lines must be at least three metres wide.
3. Courses must be so laid out that competitors have a chance to maintain a pace throughout the major part of the course. Individual obstacles should not be placed less than 12 metres apart. Certain obstacles, and combinations of obstacles, will inevitably slow down the pace, but such a layout should be limited to a small proportion of the whole course.
4. A plan of the course including the length and the time allowed should be posted in the collecting ring.

5. The course must be inspected and approved by the Judge. Only competitors and grooms in appropriate driving dress, Chefs d'Equipe and trainers are allowed to inspect the course, on foot.
6. Only the course designer and staff may work on the course. Competitors tampering with the course will be eliminated.

67.1.7 METHOD OF JUDGING

1. A competitor must start within 60 seconds of the sound of the bell. Failure to do so will incur 5 penalties.

Should there be any difficulty in entering the arena competitors may request permission from the Judge for the equipment to be lead into the arena by the grooms.

If a competitor starts before the sound of the bell he will incur 10 penalties and must restart.

2. Grooms must remain seated in their proper places during the time the vehicle is on the course. They are not allowed to stand behind the driver or indicate the course or to speak unless they are dismounted. Failure to comply entails elimination.

3. In the event of a competitor passing through obstacles out of sequence, the Judge will ring the bell after he passes through the incorrect obstacle and the competitor will be eliminated.

4. The entire vehicle and all horses must pass between the flags defining each obstacle (see 67.2.0). If the competitor has a disobedience and knocks down any part of an obstacle without completing the whole obstacle correctly (i.e. breaking out of a multiple obstacle or in running out or refusing a pair of markers) the bell will be rung for the obstacle to be rebuilt, the timing clocks will be stopped and ten seconds will be added to the competitor's time. When the obstacle has been rebuilt the bell will be rung again, the timing clocks will be restarted and the competitor may then retake the obstacle and continue his round.

5. Penalties may only be incurred for dislodging one or both balls or the collapsible elements of obstacles. Other markers, turning posts and obstructions may be used, but no penalty is incurred if they are knocked over, touched or displaced.

6. The following are considered as disobediences and penalized as such: refusal. Penalties for disobediences are cumulative whether they are incurred at the same obstacle or throughout the same course.

Refusal: Stopping in front of an obstacle or in a multiple. If a horse stops without knocking the obstacle down and without reining back, followed immediately by driving cleanly through, the competitor is not penalised. If horses and carriage come to a complete halt, or if the horse steps back even a single pace, voluntarily or not, he is penalised for a disobedience. In an open multiple (serpentine, zigzag) the combination must be retaken from the beginning.

7. If the competitor has broken or disconnected reins, traces or pole straps or chains, the Judge must ring the bell and stop the time. The competitor must put a groom down, reconnect and be penalised as for a groom dismounting.

8. If a competitor passes through any obstacle except the serpentine or zig-zag after crossing the finishing line, he must be eliminated.
9. Competitors are forbidden to pass through or attempt to pass through an obstacle in the arena before starting, or to show the horses an obstacle on the course under penalty of elimination.
10. After passing through the 'start' and before completing the course by passing through the 'finish' a competitor may pass between the start and finish flags during the competition without penalty, but may not drive through an obstacle, except the serpentine or zig-zag, to manoeuvre for some other obstacle, under penalty of elimination.
11. Passing through the serpentine, on the way to drive the serpentine in sequence, will result in elimination.
12. A competitor may be fined if he passes through an obstacle after passing through the finish line.
13. The grooms must be on the vehicle when going through each obstacle. The penalty shall be as for dismounting for each obstacle when the groom is not mounted on the vehicle.

67.2.0 OBSTACLES

67.2.1. No obstacle that necessitates reining back is permitted.

67.2.2. Each obstacle must be clearly flagged, and numbered at least on the right hand side. The numbers must be placed not more than 15 cm. to each side of the elements. Each element of a multiple must be marked with red and white flags lettered A, B etc.

If possible obstacle numbers should be placed so that the competitor can see one of the numbers when they are leaving the previous obstacle.

67.2.3. All obstacles which consist of one pair of markers ("cones"), will constitute a Single Obstacle. All other obstacles constitute Multiple Obstacles. There may not be more than three Multiple Obstacles in a course.

67.2.4. Obstacles less than 15 metres apart, as in a Zigzag, Serpentine etc, must be marked as Multiple Obstacles and may consist of no more than 4 pairs of markers.

67.2.5 OBSTACLES WITH MARKERS ("CONES")

The markers must be at least 30 cm. high and made of some indestructible plastic material, similar to traffic cones. A ball of similar material, or tennis balls, must be placed in a hollow on top of the marker so that it is dislodged only if the marker is touched. If the ball is dislodged, the penalty will be as for an obstacle knocked down. Diagrams of recommended types of markers are shown in Appendix DV/8. If other types are used, diagrams must be indicated on the schedule for the event.

67.2.6 COMPETITION C SUMMARY

	Division Class	Speed M/min	<i>Carriage Width Plus X cm</i>	Serpentine	Zig-Zag	L	U	Single
Horse	Four-in-Hand	230	<i>45cm</i>	12	12	4/4	4/5/5	15
	Tandem		<i>45cm</i>					
	Pair	250	<i>35cm</i>	8	11	3/3	3/4/4	12
	Single	250	<i>25cm</i>					
Pony	Four-in-Hand	230	<i>45cm</i>	10	10	3/3	3/4/4	12
	Tandem	240						
	Pair	250	<i>30cm</i>	8				
	Single		<i>25cm</i>					

These speeds to be used for all National Competitions and National / Provincial Championships

For all other Provincial Competitions lower speeds may be specified in the schedule by the Organising Committee.

In all competitions the final decision on speeds is still in the hands of the TD, who will always take into account the safety of the Horse.

67.2.7 MULTIPLE OBSTACLES

1 A Multiple Obstacle, other than a Serpentine and a Zigzag, a Double Box or a Double U, may not consist of more than 3 lettered pairs of markers. That is to say that a competitor can only incur a maximum of 6 penalties in a double obstacle (A and B), or 9 penalties in a triple obstacle (A, B and C).

2 A Multiple Obstacle may be constructed of any number of markers or elements

3 Multiple Obstacles may not be longer than 30 metres, measured along the centre of the track. Each group of markers or elements must be obviously associated with one of the lettered pairs of markers.

4. Multiple Obstacles of the following types are permitted:

1 Water obstacles, with a width of at least 3 metres and sloping sides and a maximum depth of water of 40 cm are permitted, with a pair of cones at the entrance and exit, lettered A and B, each pair with a width of at least 2.5 metres. If water or bridges are to be used this must be notified in the Event schedule.

2 Wooden bridges or bridges of similar suitable construction approved by the Technical Delegate, with fan shaped wings at the entrance, not more than 20 cm above the ground with a usable width of 3 metres and a maximum length of 10 metres; boarded or rail sides are optional. Pairs of cones lettered A and B should be placed at the entrance and at the exit of the bridge, each pair with a width of at least 2.5 metres.

3 A “Serpentine” is a series of cones in a straight line. See diagram in Appendix DV/11.

4. A “Zigzag” consists of pairs of cones, with alternate left and right cones in a straight line. See diagram in Appendix DV/12.

5 Obstacles in the shape of an “L”, “U”, “Box” etc. See diagrams in Appendix DV/10.

5. Multiple obstacles are forbidden in drive-offs.

67.3.0 FAULT COMPETITION

67.3.1. The number, type and dimensions of obstacles and the length of course must be as laid down in 67.1.0 and 67.2.0.

67.3.2. Each competitor will be timed by stopwatch or by electronic timing device from the moment the first part of the horse crosses the starting and finishing lines. At Championships automatic timing is recommended.

67.3.3. The Time Allowed will be calculated from the following speeds:

1. Where Separate classes are held for Singles and Pairs First Round
250 metres per minute, Tandems and Teams First Round - 250 metres per minute
2. Where Mixed classes are held, the first round speeds are:

Single Pony	250 metres per minute
Single Horse	250 metres per minute
Pony Pair	250 metres per minute
Horse Pair	250 metres per minute
Pony Tandem	230 metres per minute
Horse Tandem	230 metres per minute
Pony Team	230 metres per minute
Horse Team	230 metres per minute

In second and subsequent rounds the Time Allowed will be calculated on a speed which may be increased by 10 metres per minute.

The Time Limit will be twice the Time Allowed.

Once the Competition has started only the Judge may decide that a gross error has been committed in the calculation of the length of the course. He may do this after three competitors have completed uninterrupted rounds and before the next competitor has

started. In this case the Judge, in consultation with the Obstacle Course Designer, has the option to vary the Time Allowed. The score of the competitors who have completed the course before the time was varied will then be adjusted accordingly.

67.3.4. Faults will be incurred for:

- 1 Knocking over or displacing a marker or any part of an obstacle.
- 2 Disobediences.
- 3 Groom or competitor dismounting.

67.3.5. Faults incurred will be penalised as follows:

For exceeding the time allowed – every commenced period of one second	0.50 penalties
For dislodging a one or two balls in the same single obstacle	3 penalties
For knocking over each element of a multiple obstacle	3 penalties
For knocking over an element that has already been driven	3 penalties + 3 seconds
For causing an obstacle to be rebuilt	3 penalties plus 3 seconds added to the time
First disobedience	5 penalties
Second disobedience	10 penalties
Third disobedience	Elimination
Not having a whip in hand, or dropping whip	10 penalties
Starting without whip in hand	10 penalties
Groom or Grooms dismounting : 1st time .	5 penalties
Groom or Grooms dismounting : 2nd time	10 penalties
Groom or Grooms dismounting : 3rd time	Elimination
Competitor dismounting.	20 penalties
For taking an obstacle out of sequence	Elimination
For taking the wrong course	Elimination
For exceeding the time limit	Elimination
For starting before the sound of the bell	10 penalties and restart

For failing to pass through the start or finishing flags	Elimination
For failing to start within 60 seconds of the sound of the bell	5 penalties
Competitor without hat, gloves, apron or jacket	5 penalties
Groom without hat, gloves or jacket	5 penalties
For receiving outside assistance	Elimination
Groom using the reins, brake or whip at any time before the competitor has crossed the finish line, unless the vehicle is stationary	20 penalties
Should a Groom stand behind the competitor or indicate the course to the driver by pointing or speaking	Elimination
Carriage overturning	Elimination
For dislodging an obstacle that has not already been driven	3 penalties plus 10 seconds added to the time

67.3.6. The classification will be decided by the total of penalties incurred.

66.7.7. In the event of equality of penalties for first place, a drive-off against the clock may take place according to the provision of the schedule, either over the same course or over a shortened course. The width between the cones may be increased by 10 cm. at the discretion of the Obstacle Judge and the Obstacle Course Designer. If no provision is made for a drive-off in the schedule, the competitors with equality of penalties for any place are placed in accordance with the time taken to complete the first round. In case of equality of penalties and time, the competitors concerned will be given equal placing. If the schedule of a Combined Event includes special prizes for Competition C but does not provide for a drive-off, the classification may be decided by time in the first round.

66.7.8. The starting order for a drive-off will be the same as in the previous round.

67.4.0 TIME COMPETITION

67.4.1. The number, type and dimensions of obstacles, the length of the course and the conduct of the Competition will be as laid down in s 67.1.0 and 67.2.0.

67.4.2. Penalties will be assessed as in 67.3.0, substituting Penalty Seconds for Faults.

67.4.3. Classification will be decided by adding any Penalty Seconds to the Time Taken by the competitor to complete the course.

67.4.4. In case of equality for first place the result may be decided either by the lowest number of Penalty Seconds incurred or by a drive-off, according to the provisions of the schedule, either over the same course or over a shortened course. The width

between the cones may be increased by 10 cm. at the discretion of the Obstacle Judge and the Obstacle Course Designer.

SECTION 68

COMPETITIONS - PRESENTATION & DRESSAGE

68.1.0 JUDGING OF A SEPARATE PRESENTATION COMPETITION

68.1.1 The competition is divided into Subsections 1, 2, 3, 4 and 5. Each subsection can score a maximum of 10 points, with an overall maximum of 50 points. Half marks may be awarded.

68.1.2 The dress for Competitors must conform to the style of the vehicle and harness used. Jackets, driving aprons, hats and gloves are obligatory. Denim jeans, shorts, T shirts and peaked sun hats/caps may not be worn. Grooms must wear jackets, hats and gloves.

68.1.3 SUBSECTION 1: COMPETITOR AND GROOM

Judges are to mark only what is asked for.

Competitor:	a) General condition of hat, gloves and apron	Max. Marks 3
	b) Whip - condition	Max. Marks 1
	- suitable length	Max. Marks 1
	c) Dress - condition and cleanliness	Max. Marks 3
Groom	d) Dress - condition and cleanliness	<u>Max. Marks 2</u>

TOTAL 10

Please note that "correctness" of any item of dress is not in contention - only that dress is clean, neat, of good fit and tidy. In particular the Competitor and Groom may be dressed in any type of clothing (grooms outfit, suit, trouser suit, skirt, dress, top hat, bowler hat, cap).

68.1.4 Subsection 2: Horse/s

Judges are to mark only what is asked for.

a)	Ears clean	Max. Marks 1
b)	Eyes clean	Max. Marks 1
c)	Hooves clean and adequately shod	Max. Marks 1
d)	Tail clean	Max. Marks 1
e)	Mane clean	Max. Marks 1
f)	Mane and tail groomed to suit turnout	Max. Marks 1
g)	Condition of horse/s	Max. Marks 2
h)	Horse clean	Max. Marks 1
i)	Size of horse/s suitable for vehicle (Pairs or Teams include matching of size/colour/markings)	<u>Max. Marks 1</u>

TOTAL 10

Note 2c: Horses need not be shod, but it is expected that the hooves be in good condition and not cracked or badly worn down for an unshod horse.

Note 2f: This is a subjective item, but the judge should have some knowledge of what is normal for a breed of horse AND consider what impression the turnout is trying to create. Manes and tails need not necessarily be plaited, but should be plaited if the turnout is a “park” turnout with formal type of vehicle and dress. On the other hand, if the turnout was clearly a “country” turnout similar to one in which a farmer might go to church on Sunday, it would be unlikely that the horses’ manes/tails would be anything other than nicely brushed.

68.1.5 SUBSECTION 3: HARNESS

Judges are to mark only what is asked for.

a) Cleanliness	Max. Marks 3
b) Condition (safe and sound)	Max. Marks 3
c) Fit	Max. Marks 3
d) General impression (suitability for turnout)	<u>Max. Marks 1</u>
TOTAL	10

There is no mention, except in 3d, of what is considered to be correct in this section. For instance: black harness with chrome fittings is as good as brown harness with alloy fitting which is as good as webbing harness etc. The harness must be clean, safe and fit correctly. Any style of harness is permitted.

Note 3d: Here the judge has freedom to consider whether the type of harness being used is suitable for the type of turnout being presented.

68.1.6 SUBSECTION 4: VEHICLE

Judges are to mark only what is asked for.

a) Cleanliness	Max. Marks 1
b) Condition of woodwork	Max. Marks 2
c) Upholstery	Max. Marks 1
d) Condition of paintwork	Max. Marks 1
e) Spokes, fellows, rims, tyres (loose, firm)	Max. Marks 2
f) Condition of springs, bolts tight (pinned on where necessary), grease (where necessary)	Max. Marks 2
g) General impression - colour, lining and accessories	<u>Max. Marks 1</u>
TOTAL	10

Note 4e: Pneumatic tyres include condition of tread and inflation.

68.1.7 SUBSECTION 5: OVERALL IMPRESSION OF WHOLE TURNOUT

a) Excellent	Marks awarded = 10
b) Good	Marks awarded = 8
c) Satisfactory	Marks awarded = 6
d) Insufficient	Marks awarded = 4
e) Bad	Marks awarded = 2
f) Very Bad	Marks awarded = 0

In this section the Judge has to put his impression of the whole turnout together and give a subjective mark. Consideration must always be given to what the turnout is trying to convey. A simple “country” vehicle (where the horse, harness, vehicle and dress of the driver and groom are all in keeping and present a nice picture) should have just as much chance of a good mark as the finest “park” turnout. A “park” turnout would need to be absolutely immaculate to gain maximum marks.

Note - It is NOT obligatory to carry spare parts, but it should be realised that a Judge may well be influenced in his overall impression by the carrying of spare parts.

68.2.0 FREE STYLE DRESSAGE TEST

68.2.1. The Organising Committee may arrange a Free Style Dressage Test provided it is not an integral part of a Combined Event.

68.2.2. The method of scoring must be explained clearly in the schedule. In principle, Judges should give one set of marks for contents and another for general impression.

68.2.3. The programme selected by the competitor may not exceed 7 minutes. The bell is sounded for the first time after 6 minutes and for the second time after 7 minutes to indicate that the competitor must bring his performance to an end immediately.

68.2.4. Music may be used.

SECTION 69

COMPETITIONS - OBSTACLES

69.1.0 KNOCK-OUT PAIRS

69.1.1 The competition shall consist of two identical courses built side-by-side, start and finish line being across both courses and flagged in both directions. The course shall consist of between eight and ten single obstacles which must be driven as flagged and in the correct order.

69.1.2 To be judged as a Time Competition (67.4.0) modified, with 3 seconds added for displacing an obstacle. No penalties other than time for the first two disobediences, but a third disobedience will eliminate the competitor. If in the refusal there is a knock down, the competitor must carry on to the next obstacle and the knock down and the refusal will be penalised as a knock down and 3 seconds will be added, in addition to which the refusal will still be counted as a refusal.

69.1.3 At the beginning of the round, both competitors (turnouts) must be standing behind the start line. The bell will be sounded and both competitors will begin their rounds and the clocks will be started for each competitor as they cross the starting line and stopped when they cross the finishing line.

69.1.4 The winner of the pair of competitors will go forward into the next round. The original order of driving in this competition will be drawn by the organisers. The ideal number of competitors for this competition is 16, but it can also be run with 8 competitors.

69.1.5 In the interest of safety, grooms are permitted to stand during this competition.

69.2.0 CHOOSE YOUR OWN LINE

69.2.1 In this competition all obstacles may be driven only once, in any order, but in the correct direction as flagged. The start and finish must be flagged so that it can be driven in either direction.

69.2.2. A competitor who fails to drive all the obstacles, or who drives an obstacle twice, will be eliminated.

69.2.3 The competition will be judged under a modified version of 67.4.0 where each knock down will be penalised by adding 3 seconds to the time taken for the round.

69.2.4 The first and second disobediences will be penalised by the passing of time only, except that a disobedience incurring a knockdown will cause 3seconds to be added to the time of the round. Three disobediences, or a groom dismounting and two disobediences, will be elimination.

69.2.5 If after the first three competitors have completed the course, and only at this time, the judge feels that an error has been made in the calculation of the time allowed, he may extend the time and the scores of the first three competitors will be adjusted accordingly.

69.2.6 The winner will be the competitor who completes the course correctly in the shortest time. Should there be a tie for first place, there will be a drive off to decide the winner.

69.2.7 Grooms must remain seated during this competition.

69.3.0 SCURRY

69.3.1 The course shall consist of between 12 and 20 single obstacles, all of a simple nature for fast driving. No multiple obstacles are permitted.

69.3.2 The course must be driven in the correct order, in the direction flagged, and within the set time allowed.

69.3.3 Penalties will be awarded as in 67.4.0 modified:

For exceeding the time allowed - for every second or part thereof	1 penalty second
For a knock down	3 seconds
For knocking the start or finish	3 seconds
For a groom dismounting or a disobedience :	
1st time	5 seconds
2nd time	10 seconds
3rd time	Elimination
For taking the wrong course	Elimination
For starting before the bell	Elimination
For failing to pass through the start or finish	Elimination
For groom handling reins or whip	Elimination

69.3.4 Should the competitor have a refusal causing a knockdown, the bell will be sounded, the clock stopped, the course rebuilt and 10 seconds will be added to the time. When the course is rebuilt the bell will be sounded, the clock restarted and the competitor must retake the obstacle and complete the round.

69.3.5 The competitor with the fastest time for the round will be the winner.

69.3.6 In the interest of safety, grooms are permitted to stand during this competition.

69.4.0 SPEED AND PRECISION

69.4.1 The course consists of 12 obstacles. The first six will be designed to test the competitor driving under speed conditions. The second six are to test the driver's ability to drive more difficult obstacles in a correct manner, not against the clock but within a set time allowed.

69.4.2 The first half (obstacles 1 to 6) will be judged under modified "Time Competition" rules (67.4.0), with 3 seconds added for every obstacle knocked down. The second half (obstacles 7 to 12) will be judged under "Fault Competition" rules (67.3.0), not on time. In addition to the normal start and finish lines, a start/finish line will be set up between obstacles 6 and 7 to enable the competitor's time to be taken on completing the first half of the course.

69.4.3 Competitors are not allowed to stop, or circle, or otherwise interrupt their round between obstacles 6 and 7.

69.4.4 A disobedience during the first half will be judged as for a "Time Competition" (that is, 3 seconds added for the first disobedience) but, should a second disobedience occur during the second half of the course, it will penalise the competitor by 10 penalties. Three disobediences over the whole course will be elimination.

69.4.5 The score for the first half is expressed in seconds and shall decide the placing of all competitors with equal faults over the second half of the course. In the event of a tie for first place (competitors with equal faults and time) there will be one drive off, against the clock, over the second half of the course.

69.4.5 Grooms must remain seated during this competition.

69.5.0 TOP SCORE

69.5.1 The course shall consist of up to 15 obstacles, each allocated a number of points according to its degree of difficulty. A simple obstacle may only be worth 20 points, whereas a bridge or water obstacle may be worth 200 points. There will be a board on the right hand side of each obstacle, visible to the judge, indicating its value.

69.5.2 The object of the competition is to gain as many points as possible in the time allowed for the course.

69.5.3 The start and finish lines may be crossed in either direction. The competitor is to indicate to the judge which way he wishes to start. The bell is sounded and the clocks start when the competitor crosses the start. Once he is through the start he may take any obstacle, in any order, but only in the direction indicated by the flags.

69.5.4 When the time allowed is up, the bell will be sounded. The competitor must immediately go through the finish, when the clock is stopped, which will give

the time taken for the round. To score points the horse and vehicle must be out of the last obstacle driven when the bell sounds.

- 69.5.5** Each obstacle may be driven twice only for scoring purposes. Driving of an obstacle for the third time does not entail elimination, but no points will be scored for doing so.
- 69.5.6** No obstacle will be rebuilt during a round once it has been knocked down.
- 69.5.7** No penalties will be given for refusals, but the third refusal will eliminate the competitor.
- 69.5.8** Should a competitor have a refusal causing a knock down, he must leave that obstacle and continue to the next one.
- 69.5.9** The competitor gaining the highest score in the shortest time will be the winner. Only if there is a tie of score and time will there be a drive off for first place.
- 69.5.10** In the interest of safety, grooms are permitted to stand during this competition.
- 69.6.0** **CAROUSEL**
- 69.6.1** Each entry will consist of a pair of competitors, who will be required to negotiate between 10 and 13 obstacles. Each pair will be given a set time in which to negotiate as many obstacles as they can within the time allowed.
- 69.6.2** When the bell sounds, BOTH competitors must cross the start. The time will start when the first horse and vehicle go through.
- 69.6.3** Competitor 'A' drives obstacles 1, 2 and 3. Then Competitor 'B' drives 4, 5 tor 'A' does 7, 8 and 9 and so on, until the set time expires and the bell is sounded.
- 69.6.4** BOTH competitors must go through the finish. The clock will be stopped when the second competitor passes the finish, this will establish their time for the round.
- 69.6.5** If one of the competitors enters his obstacle before his partner has completed the obstacle which he was negotiating, the pair will be eliminated. If a competitor refuses an obstacle, without a knock down, he must attempt the obstacle again. The third disobedience of the pair eliminates both, but there are not penalties for the first and second disobediences (other than time). If the competitor refuses and in doing so knocks down any part of the obstacle, that will count as a knockdown and will score no points.
- 69.6.6** One point is scored for each obstacle driven clear.
- 69.6.7** If the pair completes the round before the bell sounds they will commence the course again, still driving three successive obstacles each. They do not

need to go through the start again, but both must go through the finish when the bell rings.

69.6.8 Both the horse and carriage must be clearly out of the obstacle when the finish bell is sounded for the competitor to score a point for that obstacle.

69.6.9 Should there be a tie for first place with equality of points and time, only then will there be a drive off with a shortened time allowed.

69.6.10 In the interest of safety, grooms are permitted to stand during this competition.

69.7.0 **SANEF NATIONAL OBSTACLE DRIVING COMPETITION & SOUTHERN CONES OBSTACLE DRIVING COMPETITION**

69.7.1 To be driven in each Province during the second and third quarters of each year. The competition should be held between 1 April and 30 September each year, unless otherwise authorised by the National Driving Chairman.

69.7.2 Each competition must be organised by the respective Province and may only be run by a Show Holding Body which is affiliated to the Provincial Body.

69.7.3 There will be two courses, not necessarily identical:

The first course will be a Fault Competition (67.3.0)

The second course will be a Time Competition (67.4.0)

69.7.4 Each course must be not less than 350 metres in length.

69.7.5 There should be not more than 16 obstacles in each course, 4 (four) of which must be measured.

69.7.6 The arena must be:

- A grass surface, as level as possible.
- The area must measure 100 metres x 40 metres. This rectangle must be marked by means similar to that of the boundary of a dressage arena.

69.7.7 The course/s will be designed by a National Panel Course Designer, who will be appointed at the annual meeting of the Technical Driving Committee. The course/s, designed by the approved National Panel Course Designer, must be finalised and distributed to all Regions before 1 November of the preceding year.

69.7.8 When the course/s have been built they must be approved by the National Panel Obstacle Judge who will be judging the competition.

69.7.9 Results of the competition in each Province must be forwarded to the Technical Driving Chairman within two weeks of completion but, in exceptional circumstances, not later than 31 October each year.

69.7.10 An entry fee and all normal levies will be charged. Prize money shall never be less than 60% of entry fees for the places in the competitions held in the various Provinces. 15.4% of prize money payable to SANEF.

69.7.11 A Championship Award will be provided by SANEF to the winning Competitor of each of the 6 competitions. No Championship Award will be made should there be fewer than 3 starters (not entries) countrywide in any of the competitions.

69.7.12 There will be 6 competitions:

COMPETITION No. 1	Single Pony	Class A Class B	Fault section Time section	Speed: 250 mpm
COMPETITION No. 2	Single Horse	Class A Class B	Fault section Time section	Speed: 250 mpm
COMPETITION No. 3	Pony Pairs	Class A Class B	Fault section Time section	Speed: 250 mpm
COMPETITION No. 4	Horse Pairs	Class A Class B	Fault section Time section	Speed: 250 mpm
COMPETITION No. 5	Pony Teams and/or Tandems	Class A Class B	Fault section Time section	Speed: 250 mpm
COMPETITION No. 6	Horse Teams and/or Tandems	Class A Class B	Fault section Time section	Speed: 250 mpm

69.7.13 For the purpose of this competition the time will be taken to 10ths of a second and not rounded off.

69.7.14 To establish the overall faults, the faults from Class A will be added to the time, in seconds, from Class B (which, in Class B, is the actual time taken plus the faults which were converted to time). The winner of each competition will be the entry with the fewest overall faults.

69.7.15 A Competitor may enter more than one turnout in a competition. There is no restriction on the number of competitions which may be entered.

69.7.16 There will be no substitution between Class A and Class B of a competition, of a competitor, pony/horse or vehicle.

69.7.17 Competitors may only compete in **one Province**.

69.7.18 Each Province must endorse the result sheet that all competitors were fully paid up members, in good standing, of their Province and that the horses were currently registered.

SECTION 70

DRIVING CHAMPIONSHIPS OF SOUTH AFRICA

70.1.0 ADULT - INDIVIDUAL AND TEAM CHAMPIONSHIPS

70.1.1. CLASSIFICATION

The following shall be classified as National Driving Championships:

- a) For individuals
 - i The Single Pony Driving Championship of South Africa
 - ii The Single Horse Driving Championship of South Africa
 - iii The Pony Pair Driving Championship of South Africa
 - iv The Horse Pair Driving Championship of South Africa
 - v The Pony Team Driving Championship of South Africa
 - vi The Horse Team Driving Championship of South Africa
 - vii The Individual Driving Championship of South Africa: where i to vi are replaced by one mixed class.

None of the above Championships shall be classed as official, nor the trophy and medal awarded, unless there are at least 3 starters.

- b) The National Driving Team Championship of South Africa

The Team Championship shall not be held unless at least two teams participate.

70.1.2. ALLOCATION

- 1 Each Championship shall be staged only once in any one calendar year.
- 2 All Championships (as defined in 70.1.1) shall be staged at Events holding CSN status or above.
- 3 No Championship shall be allocated unless the SANEF Technical Driving Committee is satisfied as to the standards to be upheld at the Event.
- 4 National Championships shall, as far as possible, be allocated to each Regional Body in turn and the SANEF Technical Driving Committee shall, at each Annual General Meeting, draw up a roster. If for any reason a Championship cannot be staged by the Provincial Body to which it has been allocated, SANEF shall arrange for it to be staged by one of the other Provincial Bodies.

70.1.3. APPLICATION

- 1 The organising committee of any recognised Event may apply to their Provincial Body for permission to stage a National Championship allocated to that Provincial Body.
- 2 A Provincial Body, having been allocated a National Championship, shall be responsible for recommending to SANEF at which recognised Event it shall be staged. Such recommendation shall be accompanied by a statement giving:
 - a) Name of event.
 - b) Address of organising committee.
 - c) Period of event.
 - d) Proposed prize money and/or other awards offered for the championship/(s) and the event
 - e) The position that the Championship/(s) would occupy on the programme.
- 3 SANEF's decision as to the venue for a National Championship shall be final and SANEF shall satisfy itself that a National Championship is held at a venue with the following facilities:
 - a) Satisfactory stabling.
 - b) Adequate spectator and catering facilities.
 - c) Adequate facilities for competitors and grooms.
 - d) Adequate equipment for all phases and that the sponsor's requirements are satisfied with regard to venue, choice of suitable dates, programme, presentation, organisation, production etc.
- 4 No National Championship shall be advertised or staged until the organising committee of the event at which it is to be staged has received permission in writing from SANEF.

70.1.4. REQUIREMENTS

1 NOTIFICATION OF DATE

The Provincial Body in whose area of jurisdiction a National Championship is to be staged, shall notify all other Provincial Bodies at least three months before the date of the event, and the Organising Committee concerned shall send copies of the schedule to the Secretary General and to all Provincial Bodies at least one month before the closing date of entries.

2 APPROVAL OF SCHEDULE, PROGRAMME / CATALOGUE AND TIMETABLE

- a) The schedule and programme/catalogue shall state clearly that the Championship is being staged with the permission of SANEF.

- b) The schedule, with a provisional timetable, shall be submitted by the Organising Committee concerned to the Regional Body for approval and onward transmission to SANEF for approval at least two months before the date of the Event, and two full weeks before it is required to be printed. Failure to comply with these regulations shall result in the withdrawal of the right to stage the Championship.

70.1.5. QUALIFICATION OF DRIVERS, OWNERS AND HORSES

1 DRIVERS AND OWNERS

- a) Individual Championship:
 - i Shall be members of a Provisional Body of SANEF.
 - ii Shall be members of a National Federation recognised by the FEI.

- b) The National Team Championship of South Africa:
 - i Shall be Nationals or Permanent Residents of the Republic of South Africa.
 - ii Shall be members of a Provincial Body of SANEF.
 - iii Competitors shall be normally resident within the area of jurisdiction that they are to represent, and shall be members of that Regional Body.
 - iv Should any two Provincial Bodies be unable to compete in the National Team Championship due to the lack of drivers/horses of the required standard, then those Provincial Bodies may combine to send one team. See SANEF General Regulations 01.13.5.

2 HORSES

- a) Individual Championship:
 - i Shall be registered with a Body affiliated to an FEI recognised National Federation.
 - ii Shall have completed *one Combined Driving event in the 24 months period prior to the closing date of entries for the Championship.*
The Combined Driving event must consist of Competition A – Dressage, Competition B – Marathon and Competition C – Obstacles.

- b) The National Team Championship of South Africa:
 - i Shall be registered with a Provincial Body of SANEF.
 - ii Shall have completed one marathon run under the rules outlined in Section 66
 - iii Restricted to Single Ponies, Single Horses, Pony Pairs and Horse Pairs.
 - iv Shall have completed *one Combined Driving event in the 24 months period prior to the closing date of entries for the Championship.*

The Combined Driving event must consist of Competition A – Dressage, Competition B – Marathon and Competition C – Obstacles.

70.1.6. TROPHIES

- 1 SANEF shall award a Floating Trophy to the winners of each Championship.
- 2 All Championship Floating Trophies shall remain the property of SANEF and shall not be handed over to the winners of a Championship.
- 3 The Provincial Body under whose jurisdiction a Championship is held shall be held responsible for the return of the Floating Trophy to SANEF as soon as possible after the Event.
- 4 Rosettes and/or prizes shall be awarded.

70.1.7. MEDALS

- 1 Medal awards will be presented to the first prize winners in the Championships as follows:
 - a) The Individual Driving Championships of South Africa - A Gold Medal.
 - b) The National Driving Team Championship of South Africa - A Gold Medal to each driver of the winning team.

70.1.8. ENTRIES

- 1 The closing date of entries shall be the same as that applicable to the other competitions at the Event.
- 2 Under no circumstances whatsoever shall the Organising Committee accept entries received after the published closing date.
- 3 The Organising Committee shall furnish SANEF, within seven day of the closing date, with a list of entries received for a National Team Championship (see 70.1.15.8)

70.1.9. ENTRY FORM

- 1 The Organising Committee shall make provision on the entry form for the following information to be given and entries shall not be accepted unless the forms are completed and signed as being correct by a responsible officer of the Provincial Bodies concerned:
 - a) Name of Competitor.
 - b) Name of Registered Owner.
 - c) Registered name and age of Horse.

- d) List of competitions completed in terms of 70.1.5.2.a.ii and 70.1.5.2.b.ii.
- e) The Passport number of the Horse.
- d) Carriage wheel width.

70.1.10. TEAM TRUCKING SUBSIDIES

- 1 SANEF shall pay subsidies towards National Team trucking expenses as a rate as determined by the Management Committee from time to time.
- 2 A Provincial Body applying to hold the National Team Championship shall be encouraged to provide additional subsidies towards the trucking expenses of participating teams. The amount of such additional subsidy should be made known to the other Provincial Bodies as soon as possible.

70.1.11. ORDER OF COMPETITIONS

The order of the competitions shall be A (Presentation/Dressage), B (Marathon) and C (Obstacles).

70.1.12 DRESSAGE (COMPETITION A)

- 1 In all National Driving Championships the dressage competition shall be judged by a minimum of two judges, at least one of whom shall be an out of host region judge where one is available.
- 2 All dressage tests chosen for National Championships must be from the current FEI Dressage Tests and approved by the National Driving Committee.
- 3 The dressage test must be driven from memory and may not be called.
- 4 Scoring for Competition A
 - a) National Driving Championships as defined in 70.1.1.a: Scored per 65.4.0.
 - b) National Driving Team Championship as defined in 70.1.1.b: Scored per 65.4.0.

70.1.13 MARATHON (COMPETITION B)

- 1 The course, hazards and speeds shall conform with Section 66.
- 2 The Marathon Course Designer and Marathon Judge shall be members of the National Panel.

3 Scoring for Competition B

Any competitor who is entered simultaneously in an Individual Driving Championship as defined in 70.1.1a i, ii, iii, iv, v and the National Driving Team Championship as defined in 70.1.1 b must have his/her scores calculated under both Individual and Mixed Class Rules (See 66.5).

70.1.14 OBSTACLES (COMPETITION C)

1 The course, obstacles and speeds shall conform with Section 67.

2 The Obstacle Course Designer and the Obstacle Judge shall be members of the National Panel.

3 Scoring for Competition C

a) National Driving Championships as defined in 70.1.1.a:
Scored as per 67.3.0

b) National Driving Team Championship as defined in 70.1.1.b:
Scored as per 67.3.0

70.1.15 GENERAL CHAMPIONSHIP RULES

1 RULES

All National Championships must be staged strictly in accordance with the National Rules for Driving.

2 TECHNICAL DELEGATE

A Technical Delegate from the National Panel shall be appointed by the National Driving Committee for every National Driving Championship.

3 SANEF REPRESENTATIVE

a) The Technical Delegate, as appointed under 70.1.15.2, shall also act as the SANEF Representative and his interpretation of the rules applying to the Championship shall be accepted by the Organising Committee.

b) He shall also be responsible for submitting a report to SANEF containing the results in full.

c) Should the Championship event organisers not be satisfied with any ruling given by the SANEF Representative an appeal may be lodged, in writing, with SANEF within two days of the conclusion of the event.

4 RESTRICTION OF NUMBER OF ENTRIES

- a) A competitor may not drive more than 2 entries in any of the Individual National Driving Championships and may only drive 2 entries overall in all six of the Individual National Driving Championships of South Africa one of which entry would include the equipage entered under 70.1.15.4(b)
- b) A competitor may not drive more than 1 entry in the National Driving Team Championship of South Africa.

5 APPLICATION OF RULES

When an individual competition, which may be a Regional Championship, is run concurrently with the Team Driving Championship (which is a National Championship) then the competition shall be primarily a Team Competition.

6 TEAM ENTRIES

See SANEF General Regulation 01.13.0. Notwithstanding General Regulation 01.13.0, the minimum number of turnouts for a Driving Team is three, maximum four.

7 NUMBER OF TEAMS

- a) Each Regional Body shall enter only one team.
- b) The National Team Championship shall not be held unless at least two teams participate. See 70.1.5.1.b.iv

8 ORDER OF STARTING

- a) Individual competitors, who are not members of teams, may be interspersed among the team entries.
- b) See SANEF General Regulation 01.13.3 regarding the order of starting for National Team Driving Championships. On the closing date of entries the Secretary General shall draw the order of starting of the teams. The teams shall be spread through the order of running as far as possible and the Organising Committee shall be responsible for ensuring the smooth running of the competition. Any competitor who is entered in both the Team and Individual Championship should do Competition B with his Team turnout before competing with his Individual turnout.

9 OBSTACLE PHASE (COMPETITION C)

As team members must always drive their team entry first, teams (all members) will compete first in reverse order. The team with the highest team total going first and the team with the lowest penalties going last.

Thereafter, individual competitors who are not members of a team, as well as team members with any other entries will

drive in the individual reverse order of penalties, with the highest individual penalty score going first and the lowest individual penalty score going last.

10 TEAM RESULTS AND TEAM SCORES

A Team's best 3 scores from Competition A will be added to the Teams 3 best scores from Competition B and these will be added to that Team's 3 best scores from Competition C. The total of these 3 pairs of results will decide the winner of the Team Championships. However, for any score to count, an individual competitor producing that score must have completed all three (3) competitions.) competitions.

SECTION 71 SHOW DRIVING

71.1.0 Turnout of Horses/Equipages

71.1.1 All horses should be turned out according to their relevant breed standard. Should there be no applicable breed standard horses shall be shown naturally or plaited and trimmed, as the exhibitor prefers.

71.1.2 As a safety measure, exhibitors may have at any time a groom on the vehicle. In single harness, as in double harness and tandems, the groom should not speak or should not interfere with the driving in any way. It is not obligatory to carry a groom in the show ring.

71.1.3 It is obligatory to carry a groom on the road drive section of the private drive class.

71.1.4 Exhibitors must wear hat, gloves, apron and carry a whip in hand, the whip must be of a suitable length for the turnout. The whip with the lash untied must be long enough to reach the shoulders of all the horses.

71.1.5 Male exhibitors must wear long trousers, shirt, tie, jacket and hat/cap.

71.1.6 Female exhibitors must wear a hat and have their arms covered. They may wear a dress, skirt or slacks with a blouse and or jacket. Formal riding gear with jacket and hardhat is accepted dress and is in no way compulsory.

71.1.7 Any style harness may be used, provided it is in good condition, clean and safe. Bearing reins and standing martingales are not allowed, auxiliary reins are not permitted, auxiliary reins include auxiliary connections to the bridle, bit, reins or head collars.

71.1.8 Vehicle classifications:

Traditional carriages: include antiques and replicas of any antique carriage

Exercise carts: include marathon carriages and any other carriage that conforms to safe standards that does not fall under the traditional category.

Should the classes be combined exercise carriages will not be discriminated against, however, the overall picture will influence the judge.

71.1.9 Any suitable type bit or snaffle may be used. (See SANEF Driving rules).

71.2.0 SHOW RING ETIQUETTE

71.2.1 It is the responsibility of competitors to have their horses in the show ring on time

71.2.2 At the Ring steward's direction, with the judge's permission, horses may be allowed to enter the ring after the class has begun. However, in classes where performance is being judged, all horses shall take part in all phases of the class before being considered for a prize.

- 71.2.3** All instructions from the judges and stewards shall be carried out and no competitor may retire from a class without the judge's permission.
- 71.2.4** No person, other than officials and their groom/s may give assistance to a competitor during a competition. Any person contravening this rule will be removed.
- 71.2.5** The only person to handle the brakes, reins and whip throughout the competition is the competitor.
- 71.2.6** No person will be allowed to crack a whip or in any way attract the attention of an exhibit being judged, to the detriment of other exhibits in that class.
- 71.2.7** All exhibitors entering the arena must display their allocated show entry number.
- 71.2.8** Any animal which is not completely under control or which is acting in a manner dangerous to other exhibitors shall be asked to leave the arena.
- 71.2.9** No insignia and logos may be worn.
- 71.3.0** **PROCEDURE IN CHAMPIONSHIP CLASSES**
- 71.3.1** Unless specifically mentioned in the prize list the procedure in all championship classes is as follows:

All first and second prizewinners of the relevant classes qualify and enter the ring together.
The class is now judged as a new class.
ROSETTES MAY NOT BE WORN.
- 71.3.2** Should any driver be involved in another class at the same time as a Championship or have two horses qualified for a championship, he/she may nominate another eligible competitor to drive one of these horses.
- 71.4.0** **GAITS**
- 71.4.1** **HALT:** At the halt horses should stand attentive, motionless and straight with the weight evenly distributed over all four legs, and be ready to move off at the slightest indication of the competitor.
- 71.4.2** **WALK:** A free, regular and unconstrained walk of moderate extension is required. The horses should walk energetically but calmly, with even and determined steps.
- 71.4.3** **WORKING TROT:** This is a pace between the extended and the collected trot and more rounded than the extended trot. The horses go forward freely and straight, engaging the hind legs with good hock action, on a taut but light rein, the position being balanced and unconstrained. The steps should be as even as possible. The hind feet touch the ground in the footprints of

the forefeet. The degree of energy and impulsion displayed at the working trot denotes clearly the degree of suppleness and balance of the horse.

71.4.4 COLLECTED TROT: The neck is raised, thus enabling the shoulders to move with greater ease in all directions, the hocks being well engaged and maintaining energetic impulsion, notwithstanding the slower movement. The horses' steps are shorter but they are lighter and more mobile.

71.4.5 EXTENDED TROT: The horses cover as much ground as possible. They lengthen their stride, remaining on the bit with light contact. The neck is extended and as a result of great impulsion from the quarters, the horses use their shoulders, covering more ground at each step without their action becoming higher.

71.5.0 OVERTAKING

71.5.1 When under judgement, in any class and at any gait, a competitor may overtake either on the inside or outside provided he does not obstruct the vehicle he is passing. A competitor who willfully obstructs another who wishes to pass will be penalised.

71.6.0 GENERAL RECOMMENDATIONS

71.6.1 The overall picture is important

71.6.2 Style, set, action and balance must be maintained throughout the class whenever the horse is in movement.

71.6.3 Head should be carried proudly and gaily. No stargazing or over bent neck. Mouth should be shut and not give the impression that the horse is unhappy with its bit. There is a clear distinction between behind the bit and up on the bit as well as leaning on the bit and a dead mouth. The driven horse should always be comfortably up on the bit indicating conscious obedience.

71.6.4 Action must be flowing and harmonious.

71.6.5 The horse should not break into a canter, but if it does, it must be brought back to a trot within two or three strides. Should the horse break often this should be discriminated against.

71.6.6 At the trot an even rhythm must be maintained by all four legs. The horse should not trail its hind legs nor canter with its hind legs while trotting in front.

71.6.7 The horse should be easy to handle. At the walk the horse should be able to make an about turn in any direction when asked to do so to show good manners.

71.6.8 When asked to drive on, or show your horse, overdriving should be discriminated against. Exhibitors should not expect their horses to maintain style and balance if they drive them too fast.

71.6.9 Judges instructions are as follows:

Walk one finger in the air
Trot two fingers in the air
Fast Trot outspread hand waved in front of the body
Come In two hands circling towards the body
Re-ride closed fist in the air

71.7.0 LIST OF SHOW DRIVING CLASSES

71.7.1 CONCOURS D' ELEGANCE

i) PROCEDURE

In the concours d'elegance, it is usual to walk and trot in either direction round the ring before being called in, in order of preference. Individual shows are not given. Sometimes the concours d'elegance is combined with a road drive. Period costume is not permitted and neither is fancy dress. A special Concours d'elegance award may be awarded at any show, this will be judged by the senior judge of the day concurrently during the days classes.

ii) RECOMMENDATIONS

The driver must strive for pure elegance throughout the whole turnout. The horse needs to be well mannered, as lack of obedience will soon render the turnout inelegant. The concours d'elegance is judged from a distance and the winner is the entry that gives the judge the most elegant overall picture.

71.7.2 FANCY DRESS CLASS

i) PROCEDURE

The competitors will be required to walk and trot in both directions at the request of the judge. They will be inspected by the judge in a line up.

ii) RECOMMENDATIONS

This class is completely at the discretion of the judge and the most imaginative equipage will certainly be a winner.

71.7.3 JUNIOR WHIPS

i) PROCEDURE

A junior whip is defined as a person under 18 years of age on the 1st of January of the competitive year i.e. January to December. This class is restricted to single turnouts. The ring procedure is either as a single harness class or a private driving class without the road drive.

ii) RECOMMENDATIONS

The junior whip class is judged mainly on the way the in which the young persons drives. The animal must be suitable for the whip to drive, but brilliance or otherwise of the horse or pony is NOT dominant in the judges mind. The pony, vehicle, harness and junior must be turned out correctly, safely and neatly. It is strongly recommended that an adult groom accompanies the junior on the carriage.

71.7.5 LADIES FINE HARNESS

i) PROCEDURE

The competitors are required to show a controlled stylish showy trot in each direction at the request of the judge. The class must be driven by a female in Evening dress

ii) RECOMMENDATIONS

The judge will be looking for an elegant well-mannered turnout that is easy to drive. The class will be judged at a distance.

71.7.6 MULTIPLES

i) PROCEDURE

Multiple classes include, pairs, tandems, unicorns, randems, four in hands or any other combination other than a single turnout. In a multiple private drive class the ring procedure is the same as single private driving. In a multiple harness class the ring procedure is the same as single harness driving.

ii) RECOMMENDATIONS

Tandem - all recommendations for single harness shall apply, the leader must be sufficiently under control so as not to force the wheeler to apply brakes all the time. In the event of one horse/pony being slightly larger than the other, the smaller should be leader and the larger wheeler. On the straight, the vehicle and both horses/ponies should be in a straight a line as possible. The leader should not be too far from the wheeler and should constitute a unit together with the wheeler and the vehicle. The greatest compliment that can ever be given by a casual observer is for them to say something like, " oh you've got two ponies. I thought when I first saw you coming down the road that you were only driving one." Pairs – the perfect pair is one horse or pony twice. A difference in height of 4cms when standing still is not to be discriminated against if it is not prominently visible when the animals are in motion. Matched colours are at best a recommendation but can never be an absolute requirement. The animals must be matched as far as type, action, body carriage, ability and presence are concerned. Style action and set must be maintained in this class. Heads must be carried proudly, up on the bit without pointed noses or stargazing. Correct harnessing in this class is essential. Four in hand – all the rules for tandems and pairs apply where appropriate. The wheelers should follow

their respective leaders in a straight line. Wheelers should not drag sideways or lean on the shaft. Eight in hand – as per four in hand. This class maybe separated from other multiples.

71.7.7 PRIVATE DRIVING

i) PROCEDURE

Competitors enter the ring at a walk. At the judges instruction the steward requests the competitors to trot and then to “drive on” in an extended trot. Competitors are requested to return to the trot and then change the rein across the arena. The same procedure is followed on the other rein. The equipage is then called in, in the order decided by the judge, and lined up. The judge walks down the line and inspects each entry with regard to safety and turn out. Each competitor is then requested to do an individual show before the judge makes his placing. It is recommended that a spares basket is carried. Should a road drive be incorporated this must be reflected on the schedule with the distance and route planner attached. A groom must be carried within this section.

ii) RECOMMENDATIONS

An obedient, elegant, suitably turned out and safe equipage is required, the horse must appear to be easy and well mannered. Should a road drive be included in this class it is merely to enable the judge to see how the horses go on the road. It is usual for competitors to be inspected before the competitors go out on the road, for safety reasons. The judge will be looking for animals that are giving their drivers and passengers a pleasant drive without any fuss or bother. When the turnouts return to the show ground the judge will make his final decision. The class may be split into height and vehicle classification where sufficient entries are received.

71.7.8 RIDE AND DRIVE

i) PROCEDURE

Only single turnouts are eligible. It is not compulsory for the rider and driver to be one and the same person. The driven section is as for a private driving class. The ridden section must show a horse obedient in all the gaits on both reins and particular attention is paid to transitions to canter on both reins this is displayed during an individual show. No jumping will be required. Each section is to be judged separately and a mark for each section out of 50 awarded. The overall combined score will determine the final result.

ii) RECOMMENDATIONS

The ideal ride and drive horse must be as pleasant to ride as he is to drive, any tendency to bad manners will be discriminated against.

71.7.9 SINGLE HARNESS

i) PROCEDURE

Competitors enter the ring anti clockwise, at a working trot. They will then also be judged at an extended trot and walk, in both directions, as required by the judge. The judge may call for an individual parade – when competitors are asked to trot past the stands.

ii) RECOMMENDATIONS

The overall picture is important. Style, set, action and balance must be maintained throughout the class whenever the equipage is in movement. The head must be carried proudly and gaily. No stargazing or over-bent neck. Mouth must be shut and not give the impression that the pony/horse is unhappy with its bit. There is a clear distinction between behind the bit and up on the bit as well as leaning on the bit and a dead mouth. The driven animal should always be comfortably up on the bit indicating conscious obedience. Action must be flowing and harmonious. The animal should not break into a canter, but if it does, it must be brought back to a trot without any problems. Should the animal break often, this is a discrimination. An even rhythm must be maintained by all four legs, the hind legs must not trail nor must the animal canter with its hind legs while trotting in front. The equipage must be easy to handle. At the walk the horse/pony must be able to make an about turn in any direction, when asked to do so, and to show good manners. When asked to drive on, or show your equipage, overdriving must be discriminated against. Exhibitors should not expect their animals to maintain style and balance if they drive them too fast.

71.7.10 UTILITY CLASS

i) PROCEDURE

Each test will be done individually. The competitor will be asked to execute between 4 to 8 tests at the discretion of the judge. This class will be judged on performance only by a point system of scoring.

THE TESTS THAT CAN BE REQUIRED ARE:-

1. Rein back
2. T junction left
3. T junction right
4. Negotiate water/ plastic / unusual surface
5. Negotiate a bridge
6. Open and closing of gate by groom
7. Negotiating a lane
8. Negotiating a course of cones
9. Driver to pick up object, drive with one hand and replace.

These tests can be incorporated imaginatively by the course builder to make for spectator value.

ii) RECOMMENDATIONS.

The tests are designed to show that the competitors horses/ ponies are obedient, well schooled, show a steady temperament and stand still when required to do so.

71.7.11 WORLD BREED CLASS

i) PROCEDURE

This class is run under single harness procedures, however, the line up and standing inspection by the judge is very important. In the this class National costume is allowed but not a requirement, they can be put to any vehicle that is suitable for their type/ breed and any type of harness is allowed.

ii) RECOMMENDATIONS

It must be noted that this is not a fancy dress competition. The turnout must relate to the breed and equipage depicted. In fact to compete in full traditional dress, carriage and harness the turnout would have to be of a very high standard to win.

APPENDIX DV/1

COMPARISON OF MARATHON CATEGORIES

MARATHON: 5 Stage and 3 Stage

Category	Maximum Distance in Kilometres	Maximum km per hour A/B/C/D/E	Maximum km per hour A/D/E	Min / Max track (wheel width)
Pony : Single Tandem Pair Team	Championship 22 Other 16	14/6/17/6/13	14/6/13	125 / 160
Horse : Single Tandem Pair Team	Championship 22 Other 16	15/7/19/7/14	15/7/14	125 / 160

NOTE: The stipulated section distances are recommendations only with the mandatory maximums applying to the overall Marathon distances.

MARATHON: Paces, Distances and Speeds

Phase	Maximum Distance Championship	Minimum Distance Championship	Maximum Distance Other	Paces	Max Speed in km/hour	
					Ponies	Horses
A	8 km	5 km	6 km	Free	14	15
B	1000 m	800 m	1000 m	Walk	6	7
C	4 km		-	Trot	17	19
D	1000 m	800 m	1000 m	Walk	6	7
E	9 km	6 km	9 km	Free	13	14

Notes: In five phase events the total distance must not exceed 22 km.

In three phase events the total distance in phases A, D and E must not exceed 16 km.

The total distance of Section E should be approximately one km per hazard.

The total distance of Section E includes the length of the hazards.

Time Allowed for each section must be worked out in whole minutes.

MARATHON HAZARDS : Separate Classes

There is no time allowed for each Hazard.

To calculate Hazard Penalties in a separate class:

Time taken in a Hazard x 0.2 penalty points for every commenced second within the Hazard.

Mixed Classes : Rule 66.5.1.3 will apply

APPENDIX DV/2

OBSTACLE DRIVING

OBSTACLE DRIVING : Mixed Classes

Category	Speed (for first round)	Wheel Widths (Min/Max)	Movable Obstacle Width
Pony : Single	250 mpm	125 / 160	<i>Wheel width plus 25cm</i>
Pony : Pair	250 mpm	125 / 160	<i>Wheel width plus 30cm</i>
Pony : Tandem	230 mpm	125 / 160	<i>Wheel width plus 45cm</i>
Pony : Team	230 mpm	125 / 160	<i>Wheel width plus 45cm</i>
Horse : Single	250 mpm	125 / 160	<i>Wheel width plus 25cm</i>
Horse : Pair	250 mpm	125 / 160	<i>Wheel width plus 35cm</i>
Horse : Tandem	230 mpm	125 / 160	<i>Wheel width plus 45cm</i>
Horse : Team	230 mpm	125 / 160	<i>Wheel width plus 45cm</i>

Second and subsequent rounds: Speed to be increased by 10 metres per minute.

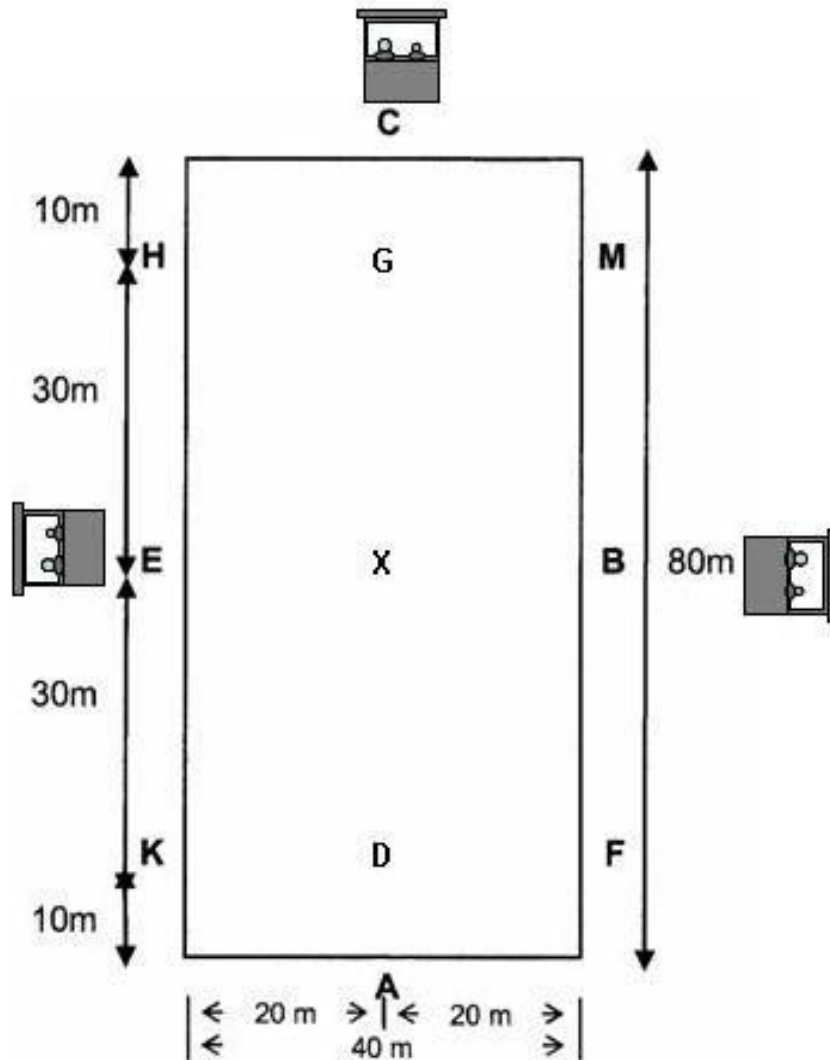
OBSTACLE DRIVING : Separate Classes

Category	Speed (for first round)	Wheel Width (Min/Max)	<i>Movable Obstacle Width</i>
Pony: Single Pair Tandem Team Single Horse	250 mpm	125 / 160	<i>See Table for Mixed Classes</i>
Horse: Pair Tandem Team	250 mpm	125 / 160	<i>See Table for Mixed Classes</i>

Second and subsequent rounds: Speed to be increased **by 10 metres** per minute.

APPENDIX DV/3A

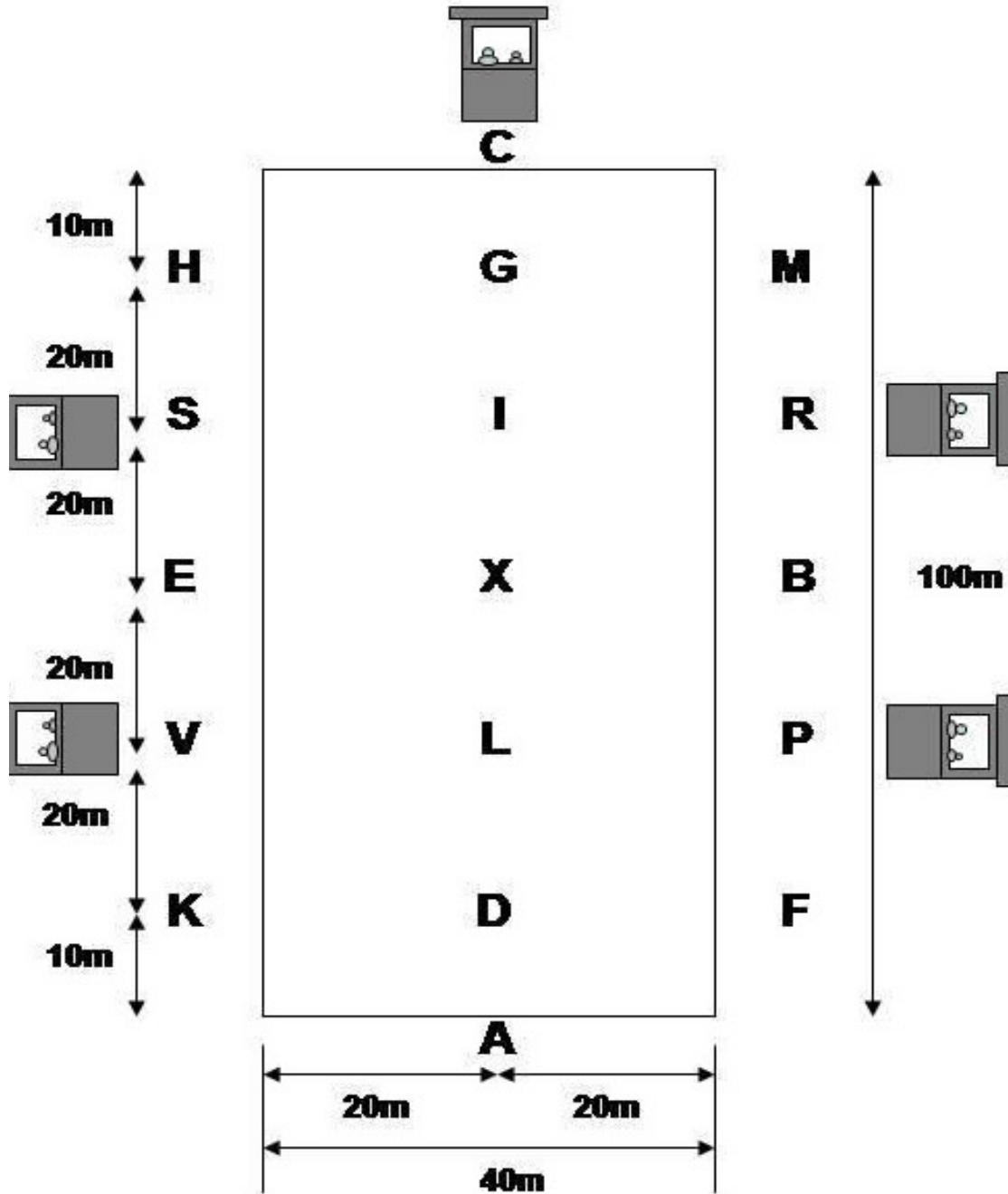
DIAGRAM OF SMALL DRESSAGE ARENA



NOTE: The markers H, K, F and M must always be 10 m from their respective corners. The markers E and B must always be halfway along the long side of the arena. For location of judges see Article 65.2.1

APPENDIX DV/3B

DIAGRAM OF LARGE DRESSAGE ARENA



NOTE: The markers H, K, F and M must always be 10 m from their respective corners. The markers E and B must always be halfway along the long side of the arena. For location of judges see Article 65.2.1

APPENDIX DV/5A

COMPETITION B - MARATHON

Hazard Score Sheet

Hazard No.	Hazard Marshal's Name	Competitor No.
Diagram Time Taken in Hazard (as shown on stop watch) Minutes..... Seconds..... Time Competitor was held up outside of the hazard Minutes (must be full minutes)	A	Penalties
		Whip put down
	Entering without whip	
	B	Leaving without whip
		A groom down, both feet on the ground
		Driver dismounted
C	Turned over	
	Left penalty zone (hazard)	
	Corrected course	
D	Wrong course	
	Dislodgeable element	
	Outside assistance	
E	Over 5 minutes	
	Time penalties	
F	Total Penalties	

Checked by Jury Entered by Recorder

APPENDIX DV/5B

COMPETITION B - MARATHON Timer's Sheet

To be filled in by the Ground Timer and carried with the Competitor

Comp. No.	Competitor Name				Date		
1	2	4	PONY		HORSE		
SECTION			HOUR	MIN.	SEC.	ELAPSED TIME	PENALTY POINT
A (Free Pace)	START TIME						
	END TIME						
B (Walk)	START TIME						
	END TIME						
C (Trot)	START TIME						
	END TIME						
D (Walk)	START TIME						
	END TIME						
E (Free Pace)	START TIME						
	END TIME						

APPENDIX DV/5C

**COMPETITION B - MARATHON
Result Sheet**

Competitor No.	Penalty Points in Sections															Placing	
	A	B	C	D	E	Hz 1	Hz 2	Hz 3	Hz 4	Hz 5	Hz 6	Hz 7	Hz 8	Hazard Total	Total Penal ties		

SignaturePresident of the Jury.....

APPENDIX DV/7

DISTANCES / TIME ALLOWED IN OBSTACLE CLASSES

Separate Classes

SPEED: 230 mpm

Rounds): ALL COMBINATIONS

metres	00	10	20	30	40	50	60	70	80	90
1	27	29	32	34	37	40	42	45	47	50
2	53	55	58	60	63	66	68	71	74	76
3	79	81	84	87	89	92	94	97	100	102
4	105	107	110	113	115	118	120	123	126	128
5	131	134	136	139	141	144	147	149	152	154
6	157	160	162	165	167	170	173	175	178	180
7	183	186	188	191	194	196	199	201	204	207
8	209	212	214	217	220	222	225	227	230	233
9	235	238	240	243	246	248	251	254	256	259

APPENDIX DV/7 (Continued)

Separate Classes

SPEED: 250 mpm

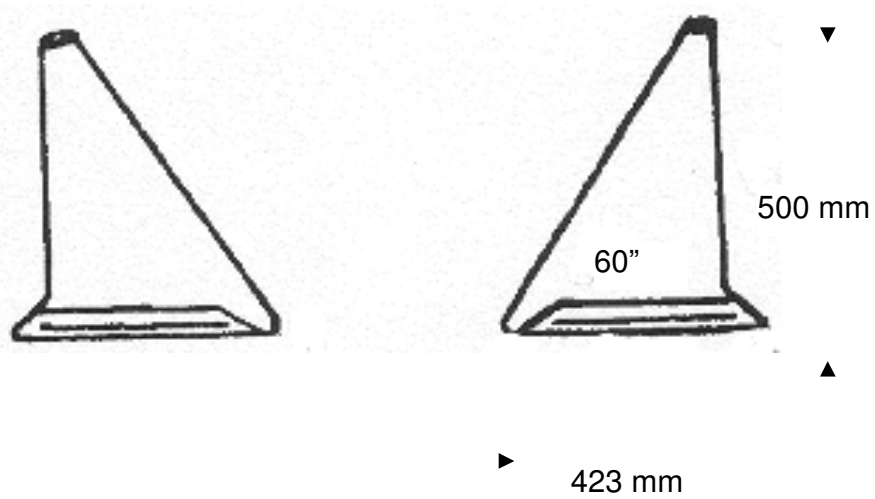
Rounds): ALL COMBINATIONS

Metres	0	10	20	30	40	50	60	70	80	90
100	24	26	29	31	34	36	38	41	43	46
200	48	50	53	55	58	60	62	65	67	70
300	72	74	77	79	82	84	86	89	91	94
400	96	98	101	103	106	108	110	113	115	118
500	120	122	125	127	130	132	134	137	139	142
600	144	146	149	151	154	156	158	161	163	166
700	168	170	173	175	178	180	182	185	187	190
800	192	194	197	199	202	204	206	209	211	214
900	216	218	221	223	226	228	230	233	235	238

APPENDIX DV/8

**DIAGRAM OF PLASTIC MARKERS
("CONES")**

(As seen from the carriage)



Material: Soft PVC
Colour: Fluorescent Red
Height: 500 mm
Base: 423 mm
Degree of Incline: 60°

A ball of similar material, or tennis balls, must be placed in the hollow on top of the marker so that it is dislodged only if the marker is touched.

APPENDIX DV/9

WHEEL TRACK MEASUREMENTS

For Obstacle events the outside track width of each vehicle, together with an additional allowance for any protruding parts of a vehicle, must be measured in the following manner:

1 The vehicle should be placed on as level a piece of ground as possible - preferably paved, but certainly short clipped grass or smooth earth.

2 Markers (cones), complete with a ball on top and identical to those to be used in the obstacle competition, should be placed on either side of the vehicle as follows:

- a) If the base of the marker is round, then the base should be placed with its edge touching the wheel as near as possible to the point at which the wheel touched the ground (Fig.1). Should this not be possible because another part of the marker or the ball touches another part of the vehicle, then the marker should be placed on the ground in such a way that the marker or ball be allowed to touch the protruding part of the vehicle instead of the part of the wheel in contact with the ground (Fig. 2).
- b) If the competitor claims that another part of the vehicle will strike a marker or ball placed as above (a) then, in addition to the markers being placed as in Figure 1, additional markers and balls must also be placed so that, standing on the ground, the marker or ball be allowed to just touch the protruding part of the vehicle.

3 The vehicle should be moved forward so that the distance between the inner edges of each pair of markers can be measured in centimetres. Should the reading fall between two centimetre marks, then the measurement will be taken to the nearest centimetre above the reading (Fig. 4).

4 In a four wheel vehicle the track width of both front and rear pairs of wheels must be measured and, if the widths are different, then the narrowest track width is taken as the track width of the vehicle (this also applies to the 2(b) situation above).


5 If the base of the marker is not round, but multi sided, then a corner on the base of the marker should be placed against the wheel of the vehicle (Fig. 5).

6 When setting the distances between pairs of markers in the obstacle competition, the measurement used should be between the corners on the markers bases on multi sided base markers (Fig. 6).

The Technical Delegate, or Obstacle Judge if there is no Technical Delegate, will decide whether all or a random selection of vehicles will have their narrowest wheel width measured after an Obstacle Competition or Competition C (Obstacle phase) of a Combined Driving Event. A variation which is less than the width declared on the entry form or the substitution form will result in disqualification of the equpage from all phases of the Event.

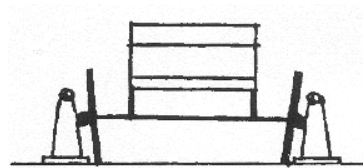
WHEEL TRACK MEASUREMENTS

Fig. 1



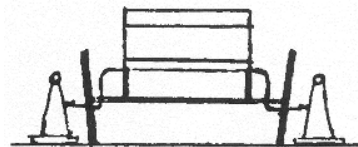
Marker base touches bottom of wheel

Fig. 2



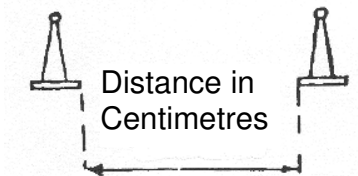
Marker / ball touches hub of wheel. Marker base cannot touch bottom of wheel.

Fig. 3



Side of marker touches hub of wheel. Effective gap between marker base wheel.

Fig. 4

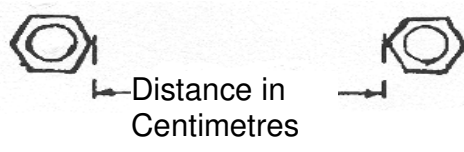


Reading	Distance
150 cm	= 150 cm
150.3 cm	= 151 cm
149.8 cm	= 150 cm

Fig. 5 Plan View



Fig. 6 Plan View



Appendix DV/10

MULTIPLE OBSTACLES FOR CONE DRIVING

CLOSED MULTIPLE OBSTACLES

(Elements must be separated 20 cm – 40 cm)

1. Single “L”

Construction:

SUPPORTS – 40 cm to 60 cm from ground to top of rail

Elements – must be free standing; parallel or perpendicular

Single or sectioned rails; separated by 20 cm-40 cm Spacing

Markers – a pair of red and white markers, set within 15 cm

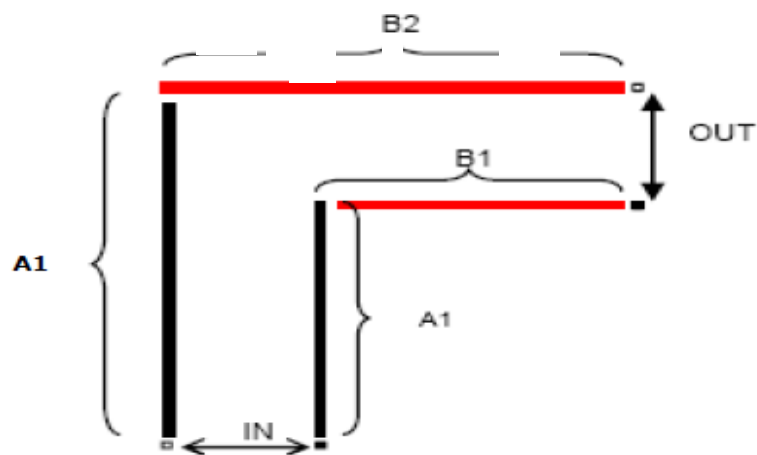
Element.< A> at the IN gate and <> at the OUT gate

Horse: (minimum measurements)

	IN	A1	A2	B1	B2	OUT
Single	3	8	11	8	11	3
Pair	3	8	11	8	11	3
Tandem	4	8	12	8	12	4
Four in Hand	4	8	12	8	12	4

Pony: (minimum measurements)

	IN	A1	A2	B1	B2	OUT
Single	3	8	11	8	11	3
Pair	3	8	11	8	11	3
Tandem	3	8	11	8	11	3
Four in Hand	3	8	11	8	11	3



DOUBLE “L” OBSTACLE

2. Double “L”

Construction:

Supports – 40 cm to 60 cm from ground to top of rail
Elements – must be free standing; parallel or perpendicular
Single or sectioned rails; separated by 20 cm-40 cm

Spacing.

Markers – indicating each section as follows:

A- within 15 cm of IN.

B – coloured or wrapped rails or markers on the ground.

C – within 15 cm of OUT..

Horse: (minimum measurements)

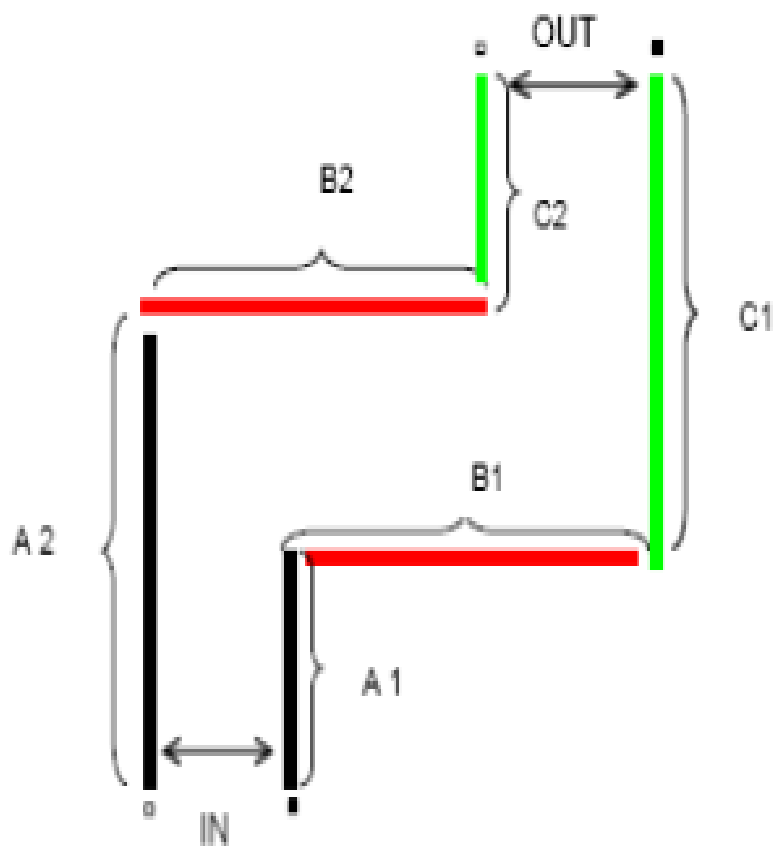
Table 1

	IN	A1	A2	B	B1	B2	C	C1	C2	OUT
Single	3	5	9	4	10	9	4	9	5	4
Pair	3	5	9	4	10	9	4	9	5	4
Tandem	4	5	10	5	10	9	5	10	5	5
Four in Hand	4	5	10	5	10	9	5	10	5	5

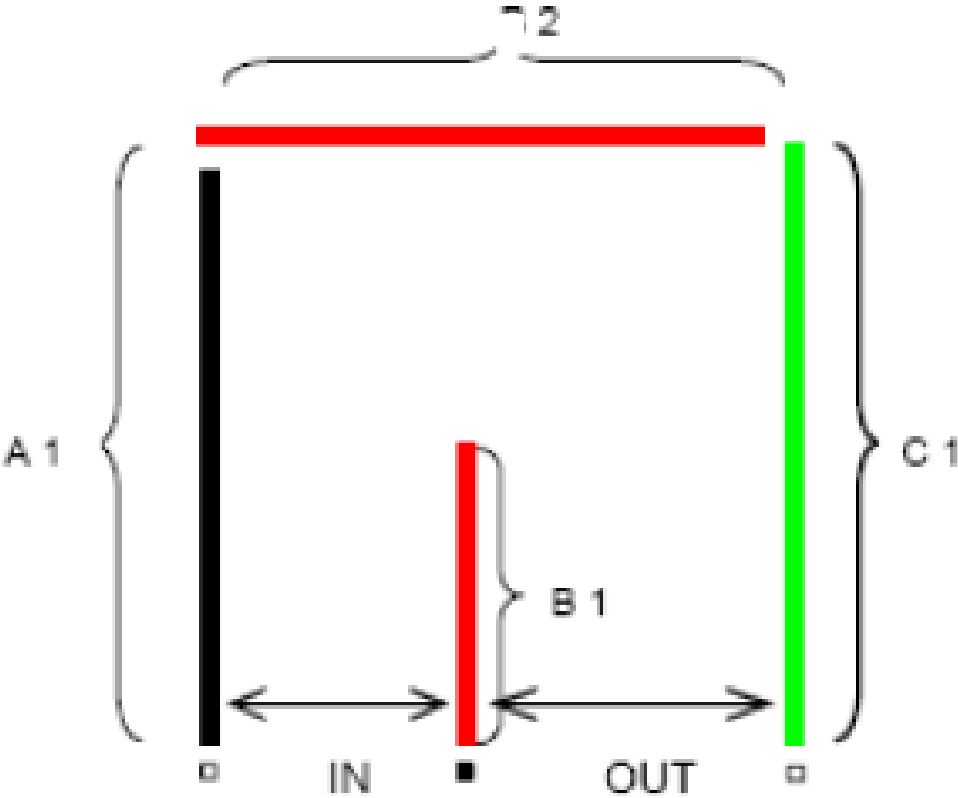
Pony: (minimum measurements)

	IN	A1	A2	B	B1	B2	C	C1	C2	OUT
Single	3	5	9	4	9	9	4	9	5	4
Pair	3	5	9	4	9	9	4	9	5	4
Tandem	3	5	9	4	9	9	4	9	5	4
Four in Hand	3	5	9	4	9	9	4	9	5	4

DOUBLE "L" OBSTACLE



3. "U" SHAPED OBSTACLE



3. Single "U"

Construction:

Supports – 40 cm to 60 cm from ground to top of rail

Elements – must be free standing; parallel or perpendicular

Single or sectioned rails; separated by 20 cm-40 cm

Spacing

Markers – indicating each section as follows:

A - within 15 cm of IN.

B – coloured or wrapped rails or markers on the ground.

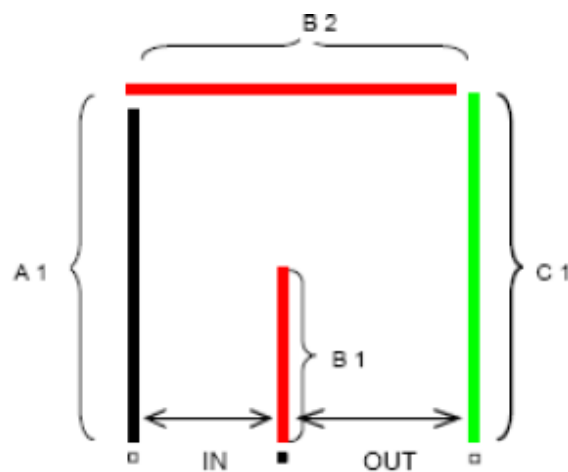
C – outside but within 15 cm of C.

Horse: (minimum measurements)

	IN	A1	B	B1	B2	C1	OUT
Single	3	9	4	5	7	9	4
Pair	3	9	4	5	7	9	4
Tandem	4	9	5	5	9	10	5
Four in Hand	4	9	5	5	9	10	5

Pony: (minimum measurements)

	IN	A1	B	B1	B2	C1	OUT
Single	2	8	3	5	5	8	3
Pair	3	9	4	5	7	9	4
Tandem	3	9	4	5	7	9	4
Four in Hand	3	9	4	5	7	9	4



4. Double "U"

Construction:

Supports – 40 cm to 60 cm from ground to top of rail

Elements – must be free standing; parallel or perpendicular

Single or sectioned rails; separated by 20 cm-40 cm

Spacing

Markers – indicating each section as follows:

A- within 15 cm of IN.

B, C – coloured or wrapped rails or markers on the ground.

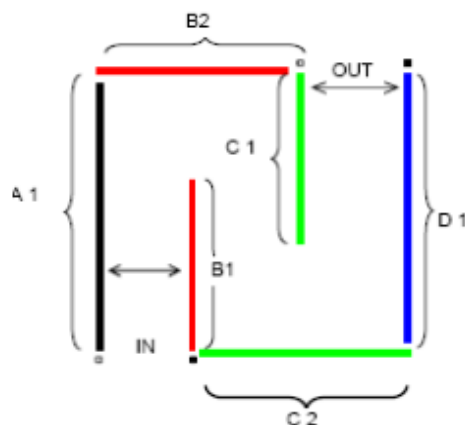
D – within 15 cm of OUT.

Horse: (minimum measurements)

	IN	AI	B	B1	B2	C	C1	C2	D1	OUT
Single	3	12	4	8	7	4	8	8	12	4
Pair	3	12	4	8	7	4	8	8	12	4
Tandem	4	13	5	8	9	5	8	10	13	5
Four in Hand	4	13	5	8	9	5	8	10	13	5

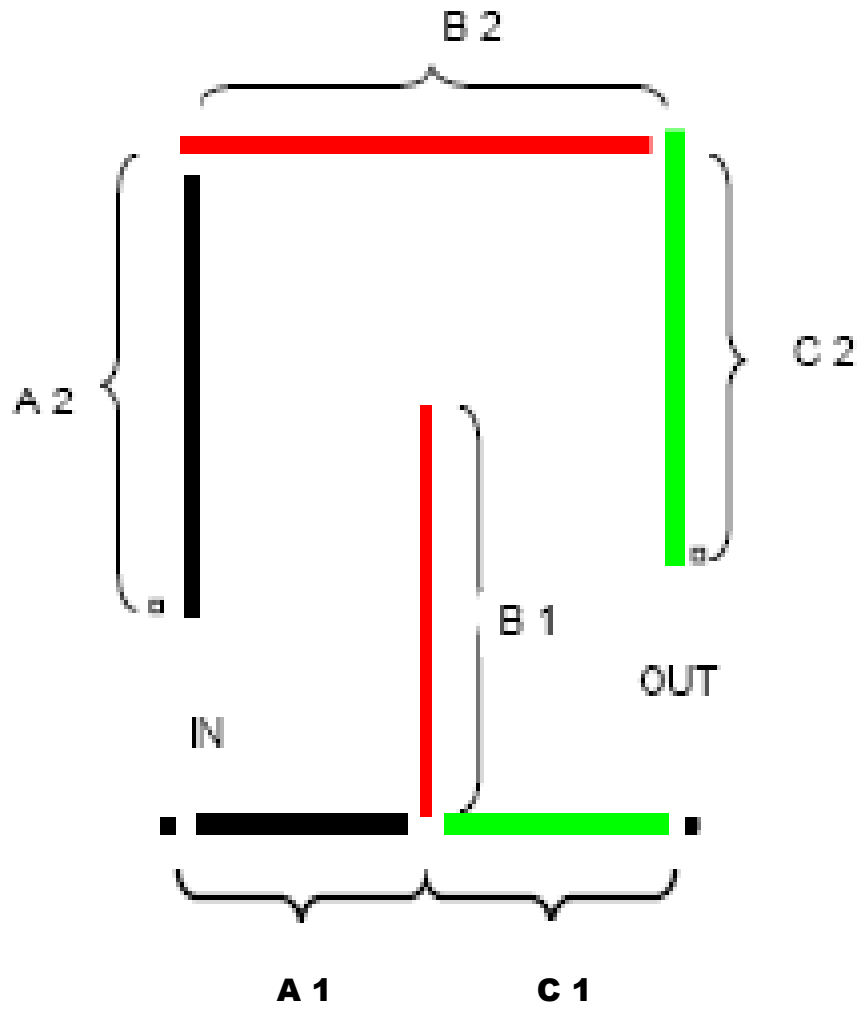
Pony: (minimum measurements)

IN	AI	B	B1	B2	C	C1	C2	D1	OUT	
Single	2	9	3	6	5	3	6	6	9	3
Pair	3	12	4	8	7	4	8	8	12	4
Tandem	3	12	4	8	7	4	8	8	12	4
Four in Hand	3	12	4	8	7	4	8	8	12	4



5. BOX

BOX OBSTACLE



Construction:

Supports – 40 cm to 60 cm from ground to top of rail

Elements – must be free standing; parallel or perpendicular

Single or sectioned rails; separated by 20 cm-40 cm

Spacing

Markers – indicating each section as follows:

A- within 15 cm of IN.

B – coloured or wrapped rails or markers on the ground.

C – outside but within 15 cm of C.

Horse: (minimum measurements)

	IN	A1	A2	B	B1	B2	C1	C2	OUT
Single	3	4	8	4	7	8	4	7	4
Pair	3	4	8	4	7	8	4	7	4
Tandem	4	5	9	5	8	10	5	8	5
Four-in-Hand	4	5	9	5	8	10	5	8	5

Pony: (minimum measurements)

	IN	A1	A2	B	B1	B2	C1	C2	OUT
Single	2	3	7	3	6	6	3	6	3
Pair	3	4	8	4	7	8	4	7	4
Tandem	3	4	8	4	7	8	4	7	4
Four-in-Hand	3	4	8	4	7	8	4	7	4

6. Double Box

Construction:

Supports – 40 cm to 60 cm from ground to top of rail

Elements – must be free standing; parallel or perpendicular

Single or sectioned rails; separated by 20 cm-40 cm

Spacing

Markers – indicating each section as follows:

A- within 15 cm of IN.

B, C – coloured or wrapped rails or markers on the ground.

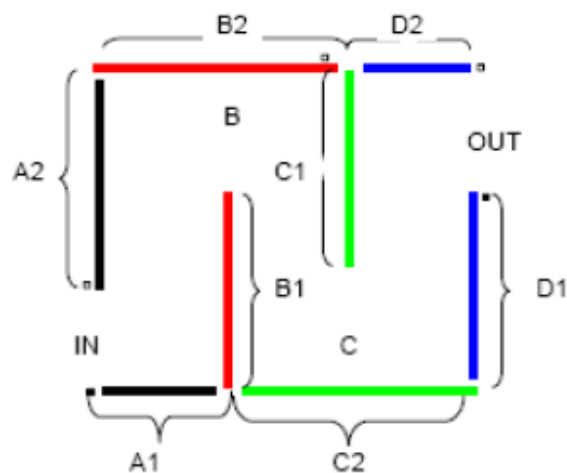
D – within 15 cm of OUT.

Horse: (minimum measurements)

	IN	A1	A2	B	B1	B2	C	C1	C2	D1	D2	OUT
S	3	4	8	4	7	8	4	7	8	7	4	4
P	3	4	8	4	7	8	4	7	8	7	4	4
T	4	5	9	5	8	10	5	8	10	8	5	5
4	4	5	9	5	8	10	5	8	10	8	5	5

Pony: (minimum measurements)

	IN	A1	A2	B	B1	B2	C	C1	C2	D1	D2	OUT
S	2	3	8	3	7	6	3	7	6	7	3	3
P	3	4	8	4	7	8	4	7	8	7	4	4
T	3	4	8	4	7	8	4	7	8	7	4	4
4	3	4	8	4	7	8	4	7	8	7	4	4



APPENDIX 11 THE BRIDGE

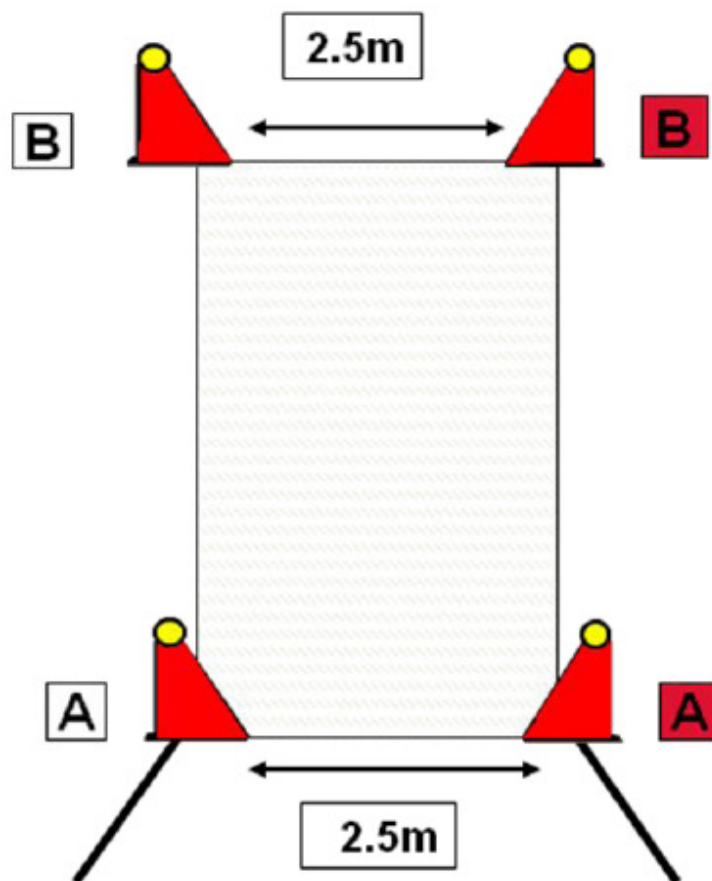
Dimensions:

10m x 3m; maximum 20 cm high with fan shaped wings

Cones required at both ends adjacent to bridge, with red and White letters A at entrance and letters B at exit, set at a Constant clearance of 2.5 meters for all classes. "U"

SHAPED OBSTACLES

THE BRIDGE (ART 952.4)



APPENDIX DV/12 OBSTACLES

SERPENTINE

Minimum distance between Cones Centre to Centre

Horses Ponies

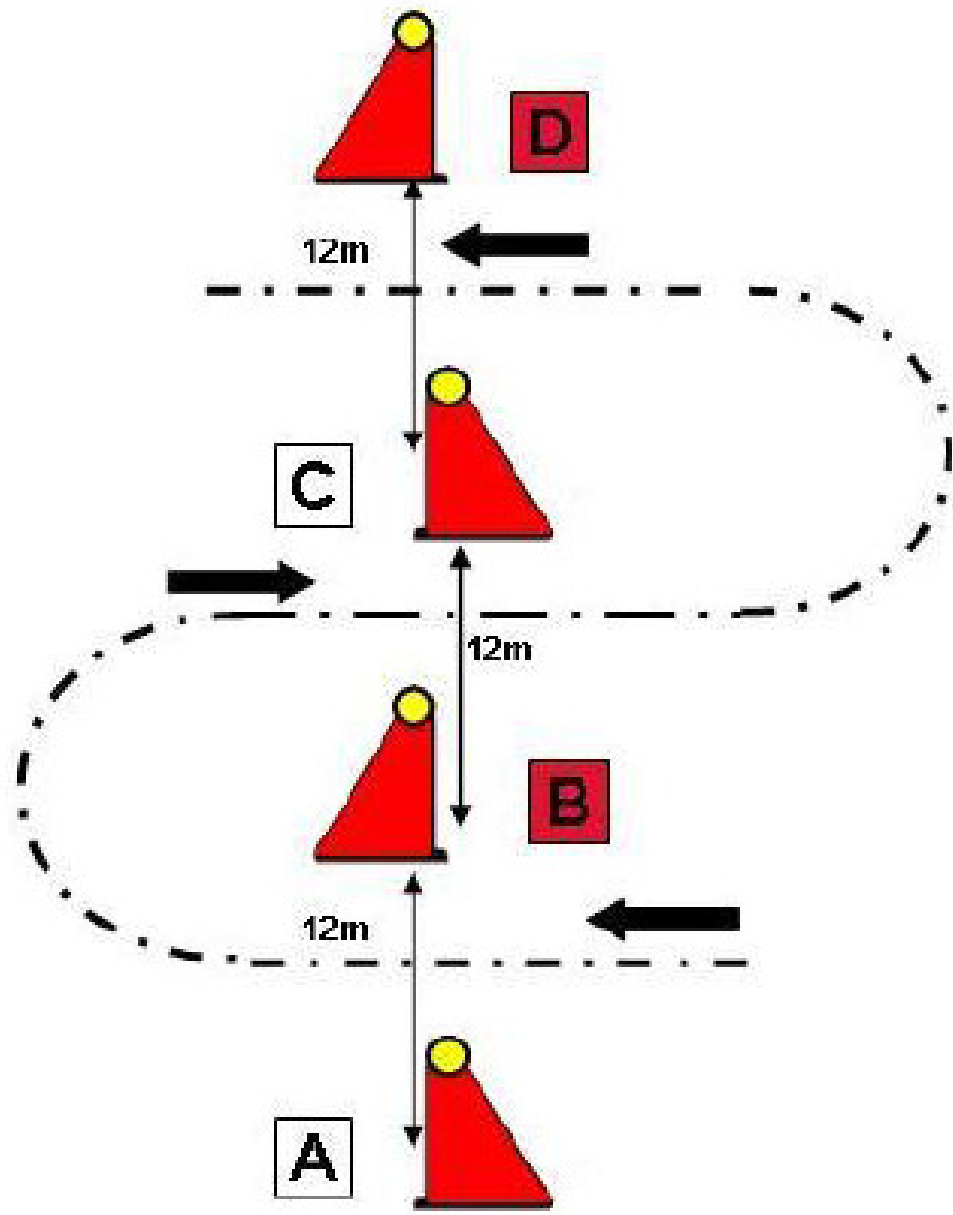
Four-in-Hand 12m 10m

Pair 8m 8m

Tandem 12m 10m

Single 8m 8m

ones to be set in a straight line with Marker on opposite side



APPENDIX DV/13

OBSTACLES FOR CONE DRIVING

ZIGZAG

Minimum distance between Cones Centre to Centre

Horses Ponies

Four-in-Hand 12m 10m

Pair 11m 10m

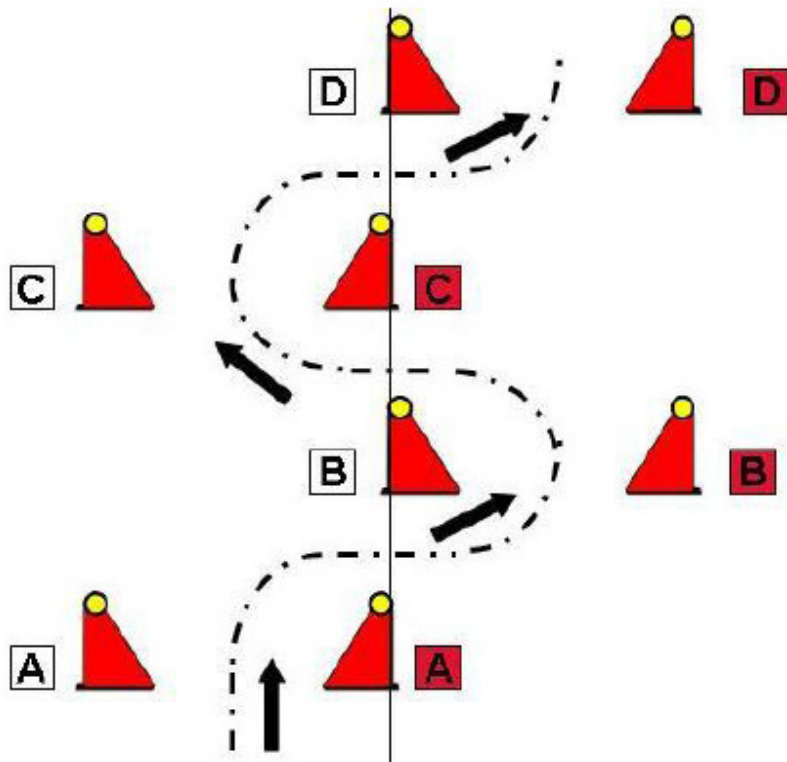
(See 953 1.1 Technical summary)

Tandem 12m 10m

Single 11 m 10m

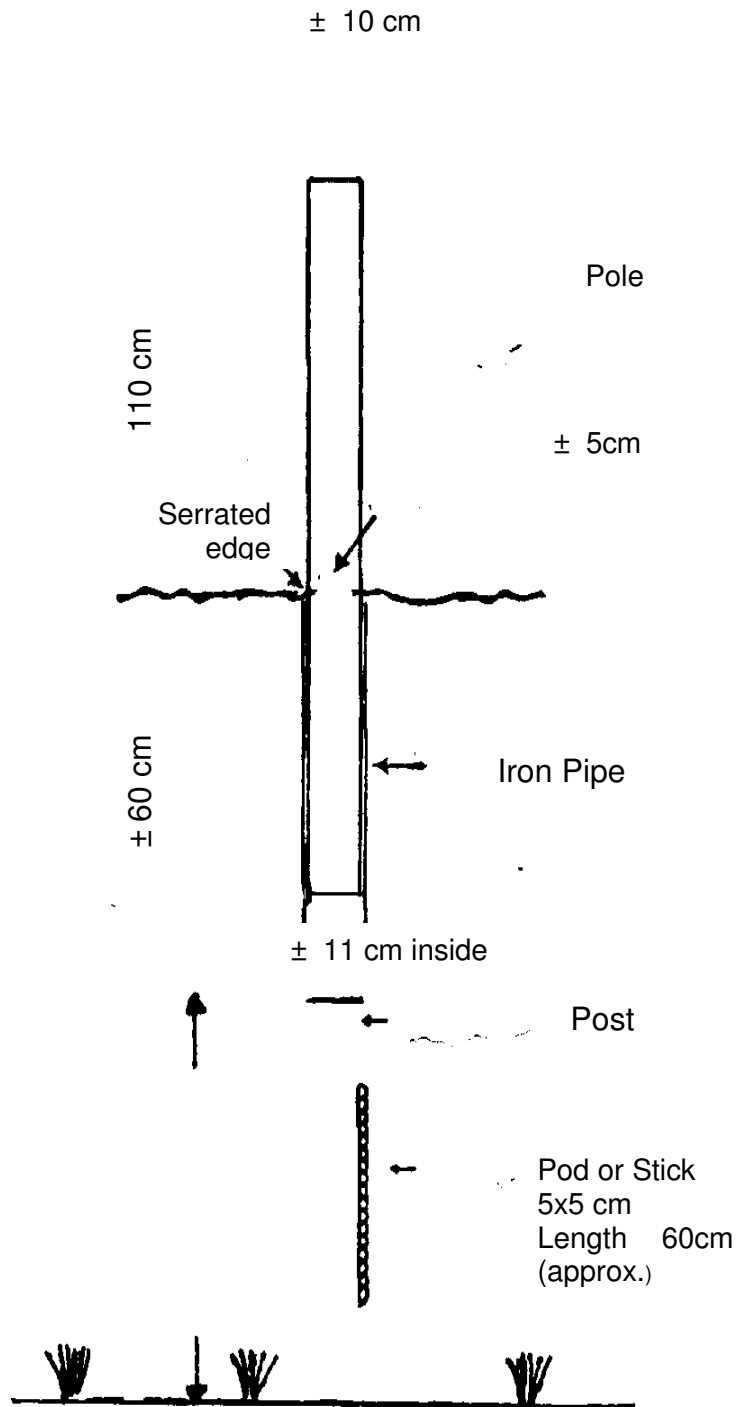
Centre line cones to be set in a straight line, either in front, at the middle or at the rear of the cone (as shown above) with markers placed within 15 cm.

The centre line cone shall not be adjusted, the outside cone shall be set to the required track width



APPENDIX DV/14

DISLODGEABLE ELEMENT
ON MARATHON HAZARD



APPENDIX DV/15

GRADING

DRIVING HORSE / PONY GRADING

1. *For competition purposes, Driving horses are graded as Novice or Open.as at CLOSING DATGE OF ENTRY.*

Horses usually compete in Novice classes at the commencement of their Driving careers. However competitors may opt for their horse to compete in Open classes from the start.

The Judge or TD may recommend that the Driver enter Novice classes in the interest of the safety of the horse, the Driver and other Competitors.

2. UPGRADING TO OPEN

Horses will be classed as Open once they have achieved the following successes:

*Been placed in an open COMBINED DRIVING COMPETITION **OR**
Placed first in any PROVINCIAL Novice COMBINED DRIVING
Championship*

3. DOWN-GRADING TO NOVICE

A horse may be downgraded from Open to Novice only through the following process:

*Application must be made to the PROVINCIAL Body concerned in writing.
The decision of the PROVINCIAL Body must be conveyed to the competitor or owner in writing.*

Consideration for downgrading must take into account specific factors that are deemed to affect the horse's performance, and not be based on the competitor or owners wishes only.

Such factors would usually be a long lay-off due to injury or illness or some similar reason. The lay-off should be at least for a period of one year.

A horse may also be considered for downgrading if an inexperienced driver takes over the driving of the horse on a permanent basis.

***Pairs and Teams** will be considered as a unit and graded in the same manner as above.*

Eg. Two horses competing together as a Pair will be graded Novice until that Pair has been declared Open by the competitor or owner or has become an Open Pair by virtue of the Upgrading to Open provisions stated above.

***Experienced Competitors** are encouraged not to compete in Novice classes, in order to encourage new and inexperienced competitors to participate in the sport.*